

ISSUE 4
\$6.95
INC GST

SYDNEY

Kitchen+

BATHROOMDESIGN



A REFINED COLLECTION OF SYDNEY'S FINEST KITCHENS AND BATHROOMS

UMG PUBLISHING
ISSN 2653-5815



9 772653 581007

THE HUMBLE HERO: THE EVOLUTION OF THE KITCHEN SPLASHBACK

ENHANCE YOUR SMALL KITCHEN WITH SPACE SAVING SOLUTIONS

A DEEP DIVE INTO KITCHEN SURFACES, FROM WARM TIMBER TONES TO TACTILE TEXTURES

FROM DATED TO ELEVATED: A NEW ERA OF BATHROOM DESIGN

DELIGHTFULLY SIMPLE RECIPES FOR SNACKING DINNERS, PERFECT FOR SOLO DINERS

آنور شداد الدخانی مع جلیانترین اطلاعات ، مقالات و دوره های آموزشی دکوراسیون داخلی www.kitchenandbathroomdesign.com.au

 Enekas.Academy

 Enekas.Academy



Beyond Design: Experience the Nouvelle
Difference in Every Detail.

nouvelle.com.au

آموزشگاه انعکاس منبع جدیدترین اطلاعات ، مقالات و دوره‌های آموزشی دکوراسیون داخلی



Enekas.Academy



Enekas.Academy





For 30+ years, Nouvelle has been transforming Sydney's kitchens and bathrooms. Our focus is on delivering custom, high-quality renovations.



Our dedicated team of in-house designers and renovation experts ensure that every kitchen and bathroom renovation or custom joinery project meets the unique needs of each Sydney homeowner.

What Sets Us Apart

- ✓ Seamless proven process
- ✓ On time, on budget
- ✓ Talented design team
- ✓ Dedicated site supervisors
- ✓ Professional punctual trades
- ✓ Licensed and insured
- ✓ Custom craftsmanship
- ✓ 10-Year Warranty

Pennant Hills Showroom 372 Pennant Hills Road, Pennant Hills NSW 2120
Willoughby Showroom 152 Mowbray Road, Willoughby NSW 2068

آموزشگاه انعکاس منبع جدیدترین اطلاعات ، مقالات و دوره‌های آموزشی دکوراسیون داخلی



SYDNEY'S MOST TRUSTED BATHROOM RENOVATORS

Paramount Bathroom Renovations is where craftsmanship meets innovation. For more than 25 years, we've delivered bathrooms that combine luxury, functionality, and timeless design.

READY TO CREATE YOUR DREAM BATHROOM?

Call 02 8815 8187 or visit paramountbathrooms.net.au

آموزشگاه انعکاس منبع جدیدترین اطلاعات، مقالات و دوره‌های آموزشی دکوراسیون داخلی





آموزشگاه انعکاس منبع جدیدترین اطلاعات ، مقالات و دوره‌های آموزشی دکوراسیون داخلی

Enekas.Academy

Enekas.Academy

PBR

PARAMOUNT
BATHROOM RENOVATIONS



آموزشگاه انعکاس منبع جدیدترین اطلاعات ، مقالات و دوره‌های آموزشی دکوراسیون داخلی





The Crystal Bathrooms difference is what sets us apart as leaders in bathroom renovations. For 19 years, we've refined our process to offer every client a smooth, stress-free experience from the very first conversation through to the final reveal.

We take the time to understand your ideas, help you define your style, and guide you through every key decision to ensure the result truly reflects what you envisioned. Every detail is handled with care and professionalism, delivering a bathroom that's not only stunning but also built to last and tailored to your lifestyle, all backed by the **Crystal Bathrooms guarantee**.

If you're ready to join the many Australians already enjoying their dream bathroom, **scan the QR code** and get in touch. We're **Crystal Bathrooms**, the **trusted experts in premium bathroom renovations**.

2 Medway St, Bexley, NSW 2207
(02) 8964 8486
www.crystalbathrooms.com.au



FINALIST 2024
HIA NSW Region
Bathroom Design of the Year



FINALIST 2024
HIA NSW Region
Renovated Bathroom

آگوروشگاه انعکاس مجله بیدترین مقالات ، مقالات و دوره های آموزشی دکوراسیون داخلی

SCAN ME

Enekas.Academy

Enekas.Academy





آموزشگاه انعکاس منبع جدیدترین اطلاعات ، مقالات و دوره‌های آموزشی دکوراسیون داخلی





THE ATTARDS KITCHENS & CABINETRY DIFFERENCE

Family-owned and -operated with more than 35 years of kitchens & cabinetry solutions from start to finish with our dedicated in-house team. Attard's know kitchens & cabinetry.

Our work covers residential contemporary design, traditional values, right through to the most exquisite, handcrafted joinery.

Whether you require a kitchen design or kitchen renovation, our expert team can assist you with your design & installation at a level of quality that will exceed your expectations.

Phone: 02 9838 8608

Address: 7 Bonz Place, Seven Hills NSW 2147

Email: info@attards.com.au

Website: www.attards.com.au



آموزشگاه انکاس، مقالات و دوره‌های آموزشی دکوراسیون داخلی

 Enekas.Academy

 Enekas.Academy



Built for living



AVENTOS
BLUM.COM



آموزشگاه انعکاس منبع جدیدترین اطلاعات ، مقالات و دوره‌های آموزشی دکوراسیون داخلی

 Enekas.Academy

 Enekas.Academy





آموزشگاه انعکاس منبع جدیدترین اطلاعات ، مقالات و دوره‌های آموزشی دکوراسیون داخلی



Enekas.Academy



Enekas.Academy







LIVING WITH LUXURY.

Since its foundation in a small garage in 1978, Dégabriele Kitchens and Interiors has been driven by the sole objective of designing and building residential kitchens of the highest quality. The business has grown and evolved to include joinery for the entire home, including bathrooms, bedrooms, laundries, studies, and bars. From concept brief to completion, we will work closely with you to customise every detail of your design to suit your lifestyle, design preferences, the size and layout of your home.

With over 30 employees, our local factory utilises industry-leading design and manufacturing software to execute any design with precision and efficiency. our showrooms with impeccable attention to detail continue to attest to our commitment to delivering joinery of unsurpassed quality. Whether you have traditional or modern style, you can be assured your joinery will be a timeless masterpiece.

dégabriele
KITCHENS + INTERIORS

1800 334 227 | hello@degabriele.com.au | www.degabrielekitchens.com.au

Showrooms: | 80-84 Penshurst Street, Willoughby NSW 2068 | 478 Wattle Street, Ultimo NSW 2007

آموزشگاه انعکاس منبع جدیدترین اطلاعات، مقالات و دوره‌های آموزشی دکوراسیون داخلی

 **Enekas.Academy**

 **Enekas.Academy**





آموزشگاه انعکاس منبع جدیدترین اطلاعات ، مقالات و دوره‌های آموزشی دکوراسیون داخلی



Enekas.Academy



Enekas.Academy





When you purchase cabinetry from Designerspace Kitchen and Joinery, you're investing in your most prized possession, your home. We custom design cabinetry for all aspects of your home from kitchens, laundry, vanities to wardrobes and studies.

Using the latest 3D drafting program and with 15+ years servicing the Sydney metro area, you can rest assured that we are the right people for the job.

Superior Quality - Premium material built to last

Beautiful Designs - Stunning styles custom-built to your personal preferences and needs

Competitive Prices - Fine custom cabinets at competitive prices

Designer Space Pty Ltd

Belrose 2085

E: info@designerspace.com.au

T: 0422 406 146

designerspace
Kitchen and Joinery

www.designerspace.com.au

آموزشگاه انعکاس منبع جدیدترین اطلاعات، مقالات و دوره‌های آموزشی دکوراسیون داخلی

 Enekas.Academy

 Enekas.Academy





DIMENSIONS



JOINERY AND INTERIORS

Dimensions Joinery and Interiors is a family-owned and -operated business based in Sydney for more than 20 years. We have a solid reputation for service, design and quality workmanship.

آموزشگاه انعکاس منبع جدیدترین اطلاعات ، مقالات و دوره‌های آموزشی دکوراسیون داخلی

 Enekas.Academy

 Enekas.Academy





// Kitchens and detail joinery
 // Kitchen makeovers/renovations
 // Outdoor kitchens
 // Bathroom/laundry designs and cabinetry

(02) 9066 8270
 info@dimensionsjoinery.com.au
 www.dimensionsjoinery.com.au



آموزشگاه انعکاس منبع جدیدترین اطلاعات ، مقالات و دوره‌های آموزشی دکوراسیون داخلی

 Enekas.Academy

 Enekas.Academy







Betta Style

KITCHENS & JOINERY

TRADING HOURS

Monday to Friday: 8am – 5pm
Showroom: By Appointment

DESIGN AWARD WINNERS

Custom Joinery – Residential & Commercial
Kitchen, Laundry & Bathroom Renovator

OFFICE & SHOWROOM

Unit 2, 30-32 Whyalla Place
Prestons NSW 2170

آموزشگاه انیکاس، مقالات و دوره‌های آموزشی دکوراسیون داخلی www.bettastylekitchens.com.au



plonc.

Designed Tiles

آموزشگاه انعکاس منبع جدیدترین اطلاعات ، مقالات و دوره‌های آموزشی دکوراسیون داخلی

just
plonc.
it

@plonc.tiles

0430 270 666 | www.plonc.com.au

آموزشگاه انعکاس منبع جدیدترین اطلاعات ، مقالات و دوره‌های آموزشی دکوراسیون داخلی

 Enekas.Academy

 Enekas.Academy





Interior designer: Anita Nader
Photography: Simon Whitbread

cav'art

DESIGNER STONE آموزشگاه انعکاس منبع جدیدترین اطلاعات ، مقالات و دوره های آموزشی دکوراسیون داخلی

 Enekas.Academy

 Enekas.Academy





The home of beautiful natural stone

CAV'ART Designer Stone is a market leader in premium natural stone slabs, and offers a large range of some of the finest natural stones from around the world.

(02) 9708 5007

18 - 20 Seddon Street, Bankstown, NSW 2200



info@cavart.com.au

آمورنگاه انکاس منبع جدیدترین اطلاعات، مقالات و دوره‌های آموزشی دکوراسیون داخلی



Enekas.Academy



Enekas.Academy







Camden^o Kitchens

BESPOKE JOINERY

CONTACT US

enquiries@camdenkitchens.com.au

OFFICE | FACTORY | SHOWROOM

Unit 5, 4 Samantha Place,
Smeaton Grange, NSW 2567

Camden Kitchens has provided stunning kitchens in the Macarthur and Southern Highlands for more than 10 years. We complement our unmatched craftsmanship and professionalism by using high-quality, European-designed fixtures and fittings. Whether you are installing a brand-new custom-made kitchen or complementing your current kitchen with additional joinery throughout your home, we will make all the arrangements and take care of your needs.

آموزشگاه انعکاس منبع جدیدترین اطلاعات، مقالات و دوره‌های آموزشی دکوراسیون داخلی



Enekas.Academy



Enekas.Academy







VANITY *co.*

OUR VANITY, YOUR CREATION

Vanity Co, Australia's premier manufacturer of fine handcrafted, made-to-order vanities, invites you to design your perfect bathroom vanity from the comfort of your home. With endless options for styles, colours and finishes at your fingertips, you can create a bespoke piece that reflects your personal style.

126 Gilba Road Girraween 2145

(02) 9055 9933

sales@vanityco.com.au

Opening hours

Mon - Fri 7.30am - 4.00pm

www.vanityco.com.au

آموزشگاه انعکاس منبع جدیدترین اطلاعات، مقالات و دوره‌های آموزشی دکوراسیون داخلی

 Enekas.Academy

 Enekas.Academy





WaveKitchens
PTY LTD

INFO@WAVEKITCHENS.COM.AU


Each kitchen we design and craft is as individual as you.
We are committed to listening and delivering a truly
unique space. Our aim is to surpass your expectations
and most importantly provide you with a lifestyle solution
that brings family and friends together.


1300 397 608

OFFICE: 02 9829 8384

UNIT 5, 6 YORK ROAD,
INGLEBURN NSW 2565


آموزشگاه انعکاس منبع جدیدترین اطلاعات، مقالات و دوره‌های آموزشی دکوراسیون داخلی

 Enekas.Academy

 [Enekas.Academy](https://www.instagram.com/Enekas.Academy)







Gillmer Kitchens

Designed to Fit

9 9 3 9 1 9 2 2

Lic No 301762C

آموزشگاه انعکاس منبع جدیدترین اطلاعات ، مقالات و دوره های آموزشی دکوراسیون داخلی

• SYDNEY NORTHERN BEACHES • CENTRAL COAST

Enekas.Academy Enekas.Academy



7
0
Y
E
A
R
S

I
N

B
U
S
I
N
E
S
S



GILLMERKITCHENS.COM.AU



آموزشگاه انعکاس منبع جدیدترین اطلاعات ، مقالات و دوره های آموزشی دکوراسیون داخلی

• LAKE MACQUARIE
Enekas.Academy

• NEWCASTLE
Enekas.Academy





HATS OFF KITCHENS

02 4393 0037

Lic No 301762C

آموزشگاه انعکاس منبع جدیدترین اطلاعات ، مقالات و دوره های آموزشی دکوراسیون داخلی

• CENTRAL COAST



Enekas.Academy

• LAKE MACQUARIE



Enekas.Academy





HATSOFFKITCHENS.COM.AU



C
E
N
T
R
A
L

C
O
A
S
T

آموزشگاه انعکاس منبع جدیدترین اطلاعات ، مقالات و دوره های آموزشی دکوراسیون داخلی

•NEWCASTLE •SYDNEY NORTHERN BEACHES

Enekas.Academy

Enekas.Academy





آموزشگاه انعکاس منبع جدیدترین اطلاعات ، مقالات و دوره‌های آموزشی دکوراسیون داخلی





CUSTOM-MADE KITCHENS DESIGNED TO SUIT YOUR LIFESTYLE

Hawkesbury Kitchens provides Sydney homeowners with beautifully designed, user-friendly kitchens. Created by some of the finest designers in the business, our kitchens are of the highest quality and produced right here in Sydney.

Contact us today

1300 879 139

SHOWROOM: Unit 3, 16 Rob Place,
Vineyard NSW 2765

Email: info@hawkesburykitchens.com.au
www.hawkesburykitchens.com.au



Hawkesbury
KITCHENS





French-designed, Australian-made, redefining bespoke kitchens and joinery.
A visionary showroom where craftsmanship meets creativity.
Timeless materials, curated joinery, and unique attention to details, all under one roof.
A hub for homeowners, designers, architects, and dream-makers to gather.
Luxury not just designed but crafted to inspire living.

www.amazali.com.au

آموزشگاه انعکاس منبع جدیدترین اطلاعات ، مقالات و دوره‌های آموزشی دکوراسیون داخلی

 Enekas.Academy

 Enekas.Academy





Amazali by La Factory

Waterloo Design centre

197 Young Street, Waterloo NSW 2017

(02) 7240 3122

showroom@amazali.com.au

amazali | 

By La Factory



آموزشگاه انعکاس منبع جدیدترین اطلاعات، مقالات و دوره‌های آموزشی دکوراسیون داخلی

 **Enekas.Academy**

 **Enekas.Academy**





Maria
P R O J E C T S

Maria Projects was established in July 2018 in Sydney and has quickly grown into a leading force in the joinery industry. With a fast-growing team of skilled professionals we proudly complete more than 100 custom builds per year. From premium residential kitchens and bespoke wardrobes to large-scale commercial fit-outs and striking 24x12 exhibition stands - we cover every aspect of joinery with precision and creativity. Our commitment to quality craftsmanship and innovative solutions has made us a trusted partner for designers, builders and private clients across Australia

آموزشگاه انعکاس منبع جدیدترین اطلاعات ، مقالات و دوره‌های آموزشی دکوراسیون داخلی

 Enekas.Academy

 Enekas.Academy





- Exhibition Stands Building
- Commercial Joinery & Fit outs
- Residential Joinery: Kitchens, Bathrooms, Storage Solutions, etc.

U2, 30 Bosci Rd, Ingleburn, 2565, NSW

E: info@mariaprojects.com

P: (02) 8750 0657

www.mariaprojects.com



آموزشگاه انعکاس منبع جدیدترین اطلاعات ، مقالات و دوره‌های آموزشی دکوراسیون داخلی

 Enekas.Academy

 Enekas.Academy





BRINGING YOUR BATHROOM DREAMS TO LIFE

آموزشگاه انعکاس منبع جدیدترین اطلاعات، مقالات و دوره‌های آموزشی دکوراسیون داخلی





CONTACT US



Phone: 0411 440 029

www.mickeymousebathrooms.com.au



Producing high quality, luxurious bathrooms in Coffs Harbour NSW and surrounding areas.

From designing the perfect space for you and your family to completion, the Mickey Mouse team manage all aspects of your renovation, communicating with you each step of the way so you can relax and watch your dream space come to life.

We work with you, listen to your ideas and provide our professional advice to deliver you a functional space without compromising on luxury.

If you're wanting a bathroom renovation completed to the highest quality, in a short timeframe, get in touch today.

آموزشگاه انعکاس منبع جدیدترین اطلاعات، مقالات و دوره‌های آموزشی دکوراسیون داخلی

 **Enekas.Academy**

 **Enekas.Academy**





BAINENG's innovative stainless steel joinery is perfectly tailored to suit modern Australian coastal lifestyles. Designed for both durability and style, our custom kitchens, benchtops, wardrobes, vanities and outdoor cabinetry are built to withstand rust, moisture and wear in seaside environments.

With fully bespoke designs and refined finishes, BAINENG offers a hygienic, low-maintenance and long-lasting alternative to traditional joinery. Exclusively brought to Australia by Innokit, BAINENG Sydney delivers whole-home solutions that blend elegance, strength and performance

آموزشگاه انعکاس منبع جدیدترین اطلاعات ، مقالات و دوره‌های آموزشی دکوراسیون داخلی



Enekas.Academy



Enekas.Academy






VISIT US TODAY


Showroom: 297 Botany Road,
Waterloo NSW 2017
Hours: Mon-Fri 9:30am-4pm,
Sat 10am-4:30pm
Ph: +61 2 8021 5888
Web: baineng.com.au

BAINENG
STAINLESS STEEL JOINERY

Innokit

آموزشگاه انعکاس منبع جدیدترین اطلاعات، مقالات و دوره‌های آموزشی دکوراسیون داخلی

 Enekas.Academy

 Enekas.Academy







Your premier destination for high-quality kitchens, cabinet making, and joinery solutions in Sydney

At Sydney Custom Joinery, we understand the importance of maximising space and seamlessly integrating custom joinery into your home. Our residential custom joinery services are designed to enhance the functionality and aesthetic appeal of your living spaces, all while maintaining the utmost level of pride and care in our work. From luxury kitchens to bespoke cabinetry, we utilise premium materials and innovative design techniques to bring your vision to life. Each piece is crafted with precision at our factory in Smithfield, Sydney, ensuring superior quality and supporting the local community.

Ready to transform your home with custom joinery? Book a complimentary design consultation at our showroom located at Smeaton Grange, Sydney, and experience the artistry of Sydney Custom Joinery firsthand.



EDITOR

FROM THE

We spend a lot of time in our kitchens. More than just a space to prepare meals, kitchens are the heart of the home where we debrief with our family about our day, share a glass of wine or two with friends, make sleepy breakfasts and tick off some life admin. As such, the kitchen should be a space that reflects our tastes, aesthetics and personality. A well-designed bathroom can make or break a home, with the ability to enhance relaxation and promote healthy routines. As the editor of this edition of *Sydney Kitchen + Bathroom Design*, it is my honour to present you this curated collection of exceptional designs from Sydney's leading industry professionals.

Bathrooms have come a long way from being seen as simply rooms of function and are now rather recognised as canvases for creativity. On page 54, *From Dated to Elevated: A New Era of Bathroom Design* discusses what's here to stay in bathroom design, to help keep your bathroom current for years to come. We unpack another unsung hero on page 56 in *The Humble Hero: The Evolution of The Kitchen Splashback*, diving into the rich history of the splashback.

In *Beyond Surface Level* on page 60, we take an in-depth look at cabinet colours, materials and finishes and their crucial role in defining the aesthetic of your kitchen. *Big Ideas for Small Kitchens* on page 90 offers expert insight into how to enhance your small kitchen with space saving solutions and functional design choices. You'll also find some quick and simple recipes perfect for solo diners on page 98, with a curated selection from *Snacking Dinners* by Georgia Freedman.

I hope this edition gives you all the inspiration you need to create your dream kitchen or bathroom, and that you enjoy turning through these pages as much as we enjoyed putting them together.

Let's get cooking!

Amazali By La Factory

Muller

JESSICA MULLER
Editor



Customizer Kitchens

SYDNEY HOME

DESIGN + LIVING



sydney.homedesignandliving.com.au



آموزشگاه انعکاس منبع جدیدترین اطلاعات، مقالات و دوره‌های آموزشی دکوراسیون داخلی



Enekas.Academy



Enekas.Academy



SYDNEY

Kitchen+

BATHROOMDESIGN

Editor

Jessica Muller
UMG Publishing
jess@umg.com.au

Editorial Assistants

Hannah McDonald
hannah@umg.com.au

Josephine Day
josephine@umg.com.au

Graphic Design

Kaitlyn Carnie
kaitlyn@umg.com.au

Distribution

Ovato Retail Distribution Australia

Advertising Sales Manager

Dirk Fielding
dirk@umg.com.au
0418 348 808

Account Managers

Mark Lewis
mark@umg.com.au
0418 348 313

Sam Fielding
sam@umg.com.au
0418 348 810

Photography

PBloc Media

Production Coordinator

Catherine Boktor
catherine@umg.com.au

PUBLISHER

Dirk Fielding
UMG Publishing

CONTACT US

Reception +61 3 9855 6700
info@umg.com.au
16 Princess Street,
Kew VIC 3101

COVER

Kitchen by
INNOKIT

Photography by
Simon Whitbread



www.kitchenandbathroomdesign.com.au

Disclaimer:

The price of \$6.95 is a recommended retail price only. No part of this magazine may be reproduced without the written consent of the publisher. Whilst every care is taken in the preparation and publication of editorial and advertising content, the publisher cannot be held responsible for errors or omissions and their subsequent effects. The contents of the advertisements in this publication are the responsibility of the advertiser. The statements and opinions expressed by others in submitted text may not necessarily be those of the editor or publisher.

آموزشگاه انعکاس منبع جدیدترین اطلاعات، مقالات و دوره‌های آموزشی دکوراسیون داخلی

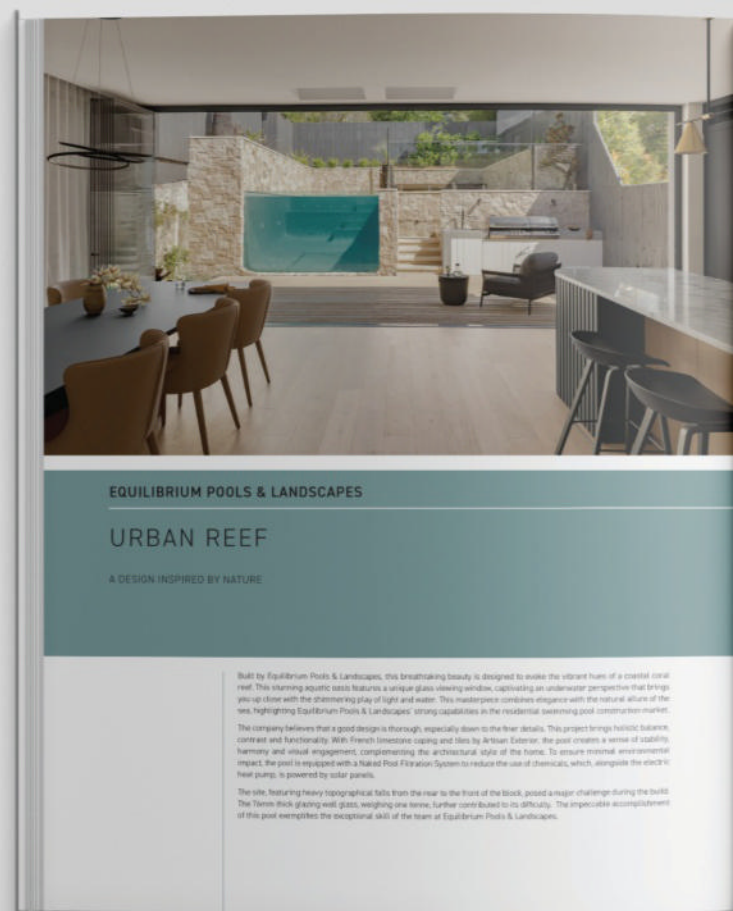


Enekas.Academy



Enekas.Academy

SYDNEY POOL+ OUTDOORDESIGN



poolandoutdoordesign.com.au



آموزشگاه انعکاس منبع جدیدترین اطلاعات ، مقالات و دوره های آموزشی دکوراسیون داخلی



Enekas.Academy



Enekas.Academy



Contents

www.kitchenandbathroomdesign.com.au

FEATURES

- 54 **From Dated to Elevated: A New Era of Bathroom Design** Discover what's here to stay in bathroom design
- 56 **The Humble Hero: The Evolution of the Kitchen Splashback** From its practical beginnings to becoming a bold design staple, the splashback has come a long way
- 58 **Soft Touch** Wrap yourself in comfort with plush towels and tactile accessories that turn your bathroom into a cocoon of calm
- 60 **Beyond Surface Level** Taken an in-depth look at kitchen surfaces, from warm timbers to tactile textures
- 90 **Big Ideas for Small Kitchens** Learn how to enhance your small kitchen with space saving solutions and functional design choices
- 96 **Cottagecore Kitchen** Transform your kitchen into a cosy, whimsical haven with our handpicked collection of cottagecore essentials
- 98 **Snacking Dinners** A collection of endlessly versatile recipes that are magical in their simplicity and promise
- 110 **Pink Skies & Patio Vibes** Transform your outdoor space into a cosy retreat with this collection of chic dining pieces, designed to make every meal feel like a special occasion



Perfect Fit Kitchens and Joinery

آموزشگاه انعکاس منبع جدیدترین اطلاعات ، مقالات و دوره‌های آموزشی دکوراسیون داخلی

 Enekas.Academy

 Enekas.Academy



Are you thinking about renovating?

Not sure where to start?

Whether you have ideas or are looking for inspiration, the team at Austile Ceramics is ready to help.

Step into our spacious large modern showroom, where you'll find a wide selection of the latest tiles and bathware. Our experienced staff offers personalised advice tailored to your vision. We are dedicated to making your renovation process smooth and enjoyable from start to finish.

Let Austile Ceramics guide you through your selections and help bring your dream space to life.

Unit 1/ 44 Regentville Road, Jamisontown 2750

(02) 4721 0622 | 0403 643 744

sales@austileceramics.com.au

www.austileceramics.com.au



آموزشگاه انعکاس منبع جدیدترین اطلاعات، مقالات و دوره‌های آموزشی دکوراسیون داخلی

 Enekas.Academy

 Enekas.Academy



Contents

www.kitchenandbathroomdesign.com.au

KITCHEN + BATHROOM DESIGN

- 62 **Beautiful and Bold** Designerspace Kitchen and Joinery
- 64 **A Family Oasis** Betta Style Kitchens & Joinery Pty Ltd
- 66 **Joined to Perfection** Sydney Custom Joinery
- 68 **Refined Minimalism, Elevated Design** Dzine Kitchens & Bathrooms
- 70 **Striking Yet Sophisticated** Braeside Joinery
- 72 **Celebrating the Best of** Customizer Kitchens
- 76 **Curves of Elegance** INNOKIT
- 78 **Designing with Purpose** Furniture By Casa Vega
- 80 **Cooking Up Inspiration** Amazali by La Factory
- 82 **Marble Masterpiece** ORO Joinery
- 84 **Elegance in Every Detail** Perfect Fit Kitchens and Joinery

KITCHEN + BATHROOM PRODUCTS

Page 89

KITCHEN + BATHROOM INSPIRATION

Page 97





Bartolotta Bathrooms & Plumbing

We specialise in designing new bathrooms and laundries that will improve the functionality and efficiency of the room. Our team will create a more comfortable and fitting space that meets your needs, while showcasing modern-day elegance and saving you money in the long term, by upgrading to new, high-end plumbing materials. Our team will work with you every step of the way to ensure the design meets your needs and budget.

We work with all tradespeople in renovating your room to ensure you receive a seamless process. We are among the most sought-after bathroom renovators in the Illawarra area and pride ourselves on guaranteeing customer satisfaction, every time.



CONTACT US

9 Horsley Road, OAK FLATS, NSW 2529
0481 102 680
bartolottaplumbingptyltd@gmail.com



آموزشگاه انعکاس منبع جدیدترین اطلاعات، مقالات و دوره‌های آموزشی دکوراسیون داخلی



FROM DATED TO ELEVATED:

A NEW ERA OF BATHROOM DESIGN

In the not-so-distant past, bathrooms were not seen as fashionable spaces, but simply, rooms of function. Today, bathrooms are a canvas for creativity, offering endless possibilities in design, layout and forward-thinking features. As personal sanctuaries, they're now one of the best places in the home to elevate for that free-flowing feel that only a contemporary look brings. *Sydney Kitchen + Bathroom Design's* **Hannah McDonald** meets with Jason Abouhaidar from Paramount Bathrooms to discuss what's here to stay in bathroom design – keeping your bathroom current for years to come.

Jason is no stranger to the triumphs and challenges of bathroom design, possessing 25 years of licensed, on-site experience through the family business. "Paramount Bathrooms is a second-generation family business that grew from the ground up. I started by helping my father on-site during weekends and school holidays, gradually building hands-on experience across every trade involved in a bathroom renovation. That early exposure laid the groundwork for what is now a premium, full-service bathroom renovation company," he states.

Having worked on hundreds of bathrooms, Jason has witnessed the steadfast evolution of their designs and styles. "When we first started, bathrooms were functional spaces. Basic necessities with little emphasis on design or user experience. Today, they're a major statement in the home. Styling, layout optimisation, premium finishes and a seamless experience have become key differentiators, and that is exactly what we've built our business around," he says.

TILES AND STYLES

With so much invested in creating premium bathroom spaces, it stands to reason that homeowners aim for designs that still feel fresh as time progresses. "Longevity has become much more important. We've seen a move away from bold, trend-driven designs that date quickly. These days, clients are leaning toward timeless finishes and layouts that still feel current ten years down the line. Our focus is always on creating spaces that maximise both value and long-term relevance," Jason asserts.

Tiles, as a main design and functional feature of bathrooms, have undergone their fair share of shifts. "We've seen a lot of trends come and go. Strip feature tiles, for example, used to be everywhere but have largely disappeared. Now it's about tiling full walls for a more seamless and modern look. Large-format tiles are here to stay. They offer a clean, modern look while also being practical. Larger tiles mean fewer grout lines, which makes cleaning easier and gives a more streamlined finish overall." Jason highlights natural stone-look tiles as a popular choice, offering clients creative freedom and value. "Natural stone-look tiles allow you to introduce a new texture or theme into the bathroom without the maintenance or cost of real stone, making it easier to achieve a high-end look," he explains.

Tile technology has come a long way, ushering bathrooms into the forward-thinking now. "High-end grouts now often include built-in waterproofing and anti-mould properties, which add durability and help maintain hygiene. Adhesives have also improved. They're more flexible and rubberised now, allowing for better movement and long-term hold. The range of tiles available today is much broader, with more colour options, sizes, non-slip ratings and even 3D textures. What used to be purely functional is now a major part of the overall design statement," Jason notes.

FRESH FEATURES

Today's design landscape embraces unrestricted flow. Modern interiors have broken down walls – both literal and aesthetic – favouring openness and continuity. Contemporary bathroom features reflect this shift, blending seamlessly with minimal transitions and a focus on fluid design. "We've moved away from boxed-off features toward more open, free-flowing spaces like single-panel glass screens, freestanding bathtubs, and better visual flow," he specifies.





Showers embody this change, with designs progressing from boxed-in to open and airy. "Walk-in showers continue to be popular, creating a sense of space and accessibility. Combination showerheads that offer both fixed and handheld options have become popular for flexibility and ease of use. Ceiling-mounted shower heads were popular for a while, but most people now prefer wall-mounted options for practicality and maintenance," Jason observes.

Toilet systems, although more of a functional fixture than a stylish one, also experience notable trend movements. "We're noticing a shift away from in-wall toilet systems. While they looked sleek, they tend to cause more issues over time. Freestanding systems are proving to be more reliable and easier to maintain." Jason has also noted a higher demand for smart toilets and bidets. "They're definitely exciting," he begins. "They offer a mix of hygiene, comfort and tech that's becoming more appealing to homeowners. As these products become more accessible and affordable, we're expecting to see them included in more bathrooms."

As with any space, it's the intricate details that truly elevate the room, and bathrooms are no different. "Wall mixers have replaced traditional three-piece tapware in most modern bathrooms. Heated towel rails and underfloor heating are also becoming more common, adding comfort and a touch of luxury. On the visual side, finishes like brushed brass and matte black have gained popularity, and materials like fluted glass for shower screens are giving bathrooms more texture and design interest," he claims.

THE NEW WAVE

Bathrooms are no longer just functional spaces. They're now viewed as personal retreats and an extension of overall home design. "People are putting more thought into how their bathrooms feel and flow, not just how they look. Layout, lighting, storage and smart features are all getting more attention," Jason observes. With a wealth of experience in the industry, he intimately understands what clients are after – not just a beautiful space, but a

team that care about quality and consistency. "At the end of the day, people don't just want a good bathroom, they want a team they can trust to get it right the first time. We've built our reputation on doing what we say we'll do, with the same trusted team on every job," he ensures.

Images courtesy of Paramount Bathrooms



THE HUMBLE HERO

THE EVOLUTION OF THE KITCHEN SPLASHBACK

By Josephine Day

Whether you're cooking for guests, whipping up a weeknight dinner, or sneaking a midnight snack, the kitchen is undeniably the heart of our daily lives and home design. Yet, in this most-used space, one humble feature often falls unnoticed – the splashback. This unsung hero not only protects your walls but also adds light, character and visual appeal to the room. From its practical beginnings to becoming a bold design staple, the splashback has come a long way. Join *Sydney Kitchen + Bathroom Design's* **Josephine Day** as she takes you on a journey through time, exploring the rich history of the splashback.

When you look at a space, it's easy to appreciate that every element serves a purpose. That power point in the corner fuels your coffee machine, the LED strip lighting brightens your work area, and the cleverly designed shelving keeps your cookware organised and within reach. But what comes to mind when you think about the splashback?

Originally splashbacks began as a purely practical feature – designed to protect walls from cooking splashes and spills. Also common in other wet areas like bathrooms and laundries, they started off as simple, functional panels. Over time, however, splashbacks have undergone a stylish transformation. Beyond basics, they have evolved into striking design features, adding colour, texture and personality to previously overlooked spaces. Today, they are as much about aesthetic expression as they are about protection.

From natural stone to coloured glass and bold tiles, splashbacks are now a key player in defining kitchen style. Read on as we dive into the origins of the simple splashback, and explore how it will continuously evolve into future design trends.

A RICH HISTORY

From the richly patterned and embellished ceramic tiles of the Victorian era to the bold, vibrant colours of the 1960s, splashbacks have long held a prominent role in kitchen design, evolving into far more than just a functional surface.

Originally created to protect walls from water, grease and cooking spills, their practical, easy-to-clean nature soon made them a household essential. However, their function has since taken a backseat, with today's splashbacks becoming a key design statement, often capable of making or breaking the aesthetic of a kitchen.

No longer just a background detail, they now act as a visual anchor, enhancing cooking appliances




and elevating the overall look and feel of the space. Positioned at eye level, they naturally draw attention, adding texture, depth, colour and light to the room. For many homeowners, the splashback is now one of the first design choices made, setting the tone and mood from the outset, with the rest of the kitchen's aesthetic unfolding around it.

Whether contrasted against surrounding cabinetry and benchtops for dramatic effect, or matched seamlessly for a cohesive, flowing design, splashbacks play a primary role. Instead of blending in, they can now either work to be light and allow darker appliances to stand out or mirrored in tone and material to create a unified and sophisticated space.

FINDING YOUR MATCH

As modern homes continue to evolve and grow, so too does the range of materials available to bring life and personality into your kitchen. In the past, kitchens were traditionally smaller and compact, with splashbacks often measuring only 10.16cm in height. Today, with kitchens expanding in size and becoming central hubs for entertaining, splashbacks have grown in scale and design significance.

Whether made from glass, metal, laminate or even a window, selecting the right splashback can feel overwhelming – but it doesn't have to be. The key lies in striking the right balance. Regardless of whether you're starting from scratch or redesigning an existing



kitchen, it's important to define your vision and ensure the splashback elevates the overall aesthetic without overpowering it. Neutral-toned splashbacks work beautifully when paired with rich textures like stone or marble, adding depth and interest without clashing. For those drawn to bold tiles, using them strategically – such as in a butler's pantry or as an accent among neutral tiles – can prevent the space from feeling visually overloaded.

In contemporary kitchens, larger tiles are ideal, as fewer grout lines offer a sleek, streamlined look that's also easier to maintain – perfect for minimalist or modern designs. Tiled splashbacks remain a flexible and practical option, available in countless shapes and finishes to suit any style. For those aiming to create a high-end, luxurious atmosphere, natural stone or marble splashbacks are an excellent choice, bringing timeless elegance, texture and a dramatic focal point to the space.

LOOKING AHEAD

As we look ahead to the future of tile design, the industry continues to innovate and break boundaries, offering homeowners fresh ways to express their personal style. Looking back, it's evident how much preferences have shifted – splashbacks are no longer just functional elements but are now appreciated as artistic pieces. As a growing expression of individuality, splashbacks are constantly evolving to keep pace with interior design trends, ensuring there's a style to suit every aesthetic.



So, what's the design forecast for the coming year?

It's all about embracing bold, warm and textured elements. While the once-loved glossy subway tile is beginning to fade from popularity, homeowners are now gravitating toward more organic materials and finishes. Stone splashbacks, tactile surfaces and earthy hues like clay, soft green and sand are leading the way. These choices not only bring a sense of warmth and richness to the kitchen but also transform even the simplest spaces into something truly special.

With their timeless appeal and natural beauty, these emerging trends promise to keep your kitchen feeling fresh and stylish for years to come.

Images courtesy of Unsplash





Soft Touch

Wrap yourself in comfort with plush towels and tactile accessories that turn your bathroom into a cocoon of calm.

1. **Banyan Bath Caddy**, RRP \$69.99 www.templeandwebster.com.au
2. **Textured Cement Soap Dispenser**, RRP \$24.95 www.myer.com.au
3. **Textured Cement Toilet Brush Holder**, RRP \$39.95 www.myer.com.au
4. **Sheepy Crossover Slides**, RRP \$69.95 www.theiconic.com.au
5. **Rectangular Helix Folding Bamboo Laundry Hamper**, RRP \$44.99 www.templeandwebster.com.au
6. **Bethany Taupe Stripe Face Washer 3 Pack**, RRP \$14.99 www.adairs.com.au
7. **Cotton Terry Bath Mat**, RRP \$195 www.doclegabbana.com/en-au
8. **Peter's Caramel Jacquard Full Length Gown**, RRP \$119 www.peteralexander.com.au
9. **Aven Stripe Towel Green Olive**, RRP \$54.99 www.sheridan.com.au
10. **Terracotta Checker XL Hair Towel Wrap**, RRP \$55 www.mykitsch.com.au



آموزشگاه انعکاس منبع جدیدترین اطلاعات ، مقالات و دوره‌های آموزشی دکوراسیون داخلی



KITCHEN + BATHROOM DESIGN



Amazali by La Factory

آموزشگاه انعکاس منبع جدیدترین اطلاعات ، مقالات و دوره های آموزشی دکوراسیون داخلی

59

KITCHEN + BATHROOM DESIGN



Enekas.Academy



Enekas.Academy



BEYOND SURFACE LEVEL



By Hannah McDonald

Contrary to the old saying, in kitchen design, it's not just what's on the inside that counts. Cabinet colours, materials, and finishes play a crucial role – because when it comes to aesthetics, we absolutely judge a book by its cover. *Sydney Kitchen + Bathroom Design's* **Hannah McDonald** sits down with Nino Strangio, director of Betta Style Kitchens & Joinery, to discuss all things on the surface, from warm timber tones to tactile textures and finishes.

In a highly competitive market, Betta Style Kitchens & Joinery has built an industry-leading reputation. Backed by a strong legacy and a passionate owner, this reputation has grown organically over time. In 1993, Strangio became aware of the sale of Betta Style Laminating, a small benchtop manufacturing company. Having recently completed his apprenticeship as a shopfitter and detailed joiner, Strangio was thrilled by the prospect of building a business from scratch. The company steadily evolved, "manufacturing high-quality laminated products catering to both retail and trade sectors," he explains.

Since then, Strangio has applied his expertise in shopfitting and joinery to establish The Pre-Fab Group, which he later merged with Betta Style Laminating to create Betta Style Kitchens & Joinery in 2016. Now,

with a company recognised for its diverse products and services, Strangio is excited to cater "to the market for cut-to-size demands, supplying flat-packed kitchens and joinery to the cabinetmaking and shopfitting industry," as well as supply "fully assembled kitchens and joinery for the trade, building and retail sectors". He explains, "our ongoing investment in the latest machinery and software technology is a key component of our success, as is our commitment to producing only the highest quality products, supported by a strong work ethic and a client-focused approach."

ON TREND

With decades of experience in the field, Strangio has seen the rise and fall of popular trends over time. In today's climate, he says, "pre-finished decorative boards

آموزشگاه انعکاس منبع جدیدترین اطلاعات، مقالات و دوره‌های آموزشی دکوراسیون داخلی



Enekas.Academy



Enekas.Academy



(melamine boards) are the most popular types of wood due to the extensive offer of colours, finishes and textures. They are visually appealing, versatile and hard-wearing. Generally, modern style kitchens will use pre-finished, melamine decorative boards or polyurethane for doors and panels. Whereas rustic kitchens and traditional style kitchens will use polyurethane with a routed profile on the doors and panels."

As homeowners lean toward prioritising indoor-outdoor flow, Strangio anticipates a steer towards the natural within kitchen cabinetry. "In my opinion, the future colour, material and texture trends for kitchen cabinet design will continue to evolve and move closer to nature, accentuating organic and earthy tones and embossed finishes throughout," he estimates.

CONCEPT TO CUPBOARDS

When it comes to transforming a client's vision into reality, Strangio weighs up several aspects before any choices are made. "The decision of which timber to use will depend on various factors such as client's preferences, costs, durability, aesthetics, availability, etc." After these details are straightened out, the fun can begin. "Part of the design process is to sit down and discuss preferences and styles, we will go through colour palettes and samples. This way, the client can select what resonates with them," he explains.

Strangio describes two main considerations that affect the selection of materials. First, he says, "the variety and amplitude of ranges including thickness, sizes and availability which will impact the versatility of the products." And second, "the clients' lifestyle, preferences and budget. A great amount of consideration needs to be taken when recommending products which must be suitable for the client's lifestyle, preferences and budget as well as goals." Environmental consciousness, however, is more than a preference for Strangio, it's a responsibility. "We only source quality and sustainable materials from accredited suppliers, such as CoC, AFCS, and PEFC. We are committed to sourcing sustainable products and manufacturing them with responsible practices," he details.

THE FEEL OF IT

In terms of kitchen cabinet finishes, Strangio recommends polyurethane, melamine, vacuum formed and veneer. These finishes, however, are recommended in accordance with the client's preferences, suitability and budget. "For example, for a family with young children we will recommend melamine or vacuum formed as these are always more hard-wearing and durable. For clients that are looking at country style, French provincial, or Hamptons-style kitchens, we will recommend polyurethane or hand painted as this will provide the desired aesthetics. For our high-end clients that are willing to invest in a high-end product, we will recommend veneer. Strikingly appealing and with an endless selection that can be sourced locally or internationally," he details.

When it comes to textures, their influence over the overall feel and look of a kitchen cannot be understated. Essentially, they can impart a positive or negative mood to the kitchen while adding visual interest and tactile appeal. In terms of upkeep, they also need to be well attended to. "There are a few considerations to ensure that the textures and finishes will hold up well over time, such as adequate kitchen planning to ensure appropriate clearances, selection of quality and suitable materials.


We only use premium materials that will not only last but will be suitable for everyday use," he asserts.

EXPERT TIPS

Strangio holds firm that decorative boards are not only trendy, but endlessly diverse and practical. He continues, "you won't go wrong with manmade decorative boards due to their extensive offer of colours and finishes that are beautiful and durable but also for their different price points. All these make them an excellent choice to use when designing a kitchen."

In summation, Strangio assembles the major elements that make or break a kitchen when it comes to tones, textures and finishes. "Well-balanced colours, textures and finishes will provide a seamless transition between areas. The coherence on the design and theme is also important. This will allow you to design consistently and provide a unified aesthetic across the kitchen and other adjacent living areas," he concludes.

Images courtesy of Betta Style Kitchens & Joinery





DESIGNERSPACE KITCHEN AND JOINERY

BEAUTIFUL AND BOLD

TWO KITCHENS, TWO DIFFERENT PERSONALITIES

Designerspace Kitchen and Joinery continues to elevate its impressive portfolio with two breathtaking new kitchen designs that seamlessly blend luxury, personality and privacy.

The Epping project infuses the home with light, centring on a thoughtfully designed floorplan that fosters intimacy and connection. A bright, neutral palette paired with a stunning marble benchtop and splashback captures a modern, contemporary aesthetic, creating an inviting environment for everyday living. A cleverly designed integrated window splashback brings the outdoors in, offering a tranquil view while cooking. Ample cabinetry ensures a clean, uncluttered look, while LED strip lighting introduces a touch of understated elegance.

In contrast, the Turrumurra project showcases the team's versatility, with a bold, spacious kitchen that complements the home's architectural character. A large island invites guests to gather, while expansive benchtops offer practical space for cooking and entertaining. The layout extends to include a secondary preparation area – complete with extra cabinetry and fridge space – ideal for busy lifestyles and added privacy. A rich, dark colour palette adds depth and sophistication, beautifully contrasted by neutral timber finishes that highlight the home's textures and charm.

Both kitchens are a testament to Designerspace Kitchen and Joinery's commitment to craftsmanship, detail and timeless design.





CONTACT

Designerspace Kitchen and Joinery

Belrose

Tel: (02) 9453 4128


Mobile: 0422 406 146

Email: info@designerspace.com.au

Website: www.designerspace.com.au

Facebook: /Designer-Space-Kitchen-Joinery

Instagram: @designerspace_kitchens



SCAN TO VIEW

ADDITIONAL
PROJECTS ONLINE

Designerspace Kitchen and Joinery services the Sydney metropolitan area and boasts more than 15 years of experience in custom cabinetry and joinery, making it the ideal choice for projects of any scale. Specialising in kitchens, laundries, studies, wardrobes and custom joinery, the company is renowned for its exceptional service and craftsmanship.

Recognised with the Best of Houzz Service Award in 2017, 2018, and 2020, Designerspace Kitchen and Joinery is dedicated to enhancing your home with superior quality. By utilising 3D drafting programs, the company collaborates closely with clients to turn visions into reality, ensuring that every design is precisely detailed. Its commitment to using premium materials guarantees long-lasting durability, while its competitive pricing makes high-end custom cabinetry accessible.

With Designerspace Kitchen and Joinery, you are investing in the beauty and functionality of your home. Contact the friendly team today to start creating your dream space, with bespoke designs tailored to your personal preferences and needs.





BETTA STYLE KITCHENS & JOINERY PTY LTD

A FAMILY OASIS

THE PERFECT HOME FOR ENTERTAINING

This stunning project showcases the extraordinary workmanship of Betta Style Kitchens & Joinery, making excellent use of the space and optimising functionality. The client desired a modern and sleek aesthetic with a touch of traditional. Nature-inspired colours and textures were incorporated to create a relaxed mood, with the colour palette bringing the outdoors into the home to create a positive and rejuvenating environment for all members of the family.

The kitchen and walk-in pantry needed to fulfill everyday cooking needs but also be functional and easy to clean. As a busy family with children and one of the clients using a wheelchair, easy maintenance and wheelchair accessibility in all spaces was a must. Betta Style Kitchens & Joinery set about maximising space, storage solutions and workflow distribution, while maintaining symmetrical finishes and a neat appearance.

The thin shaker profile speaks to a modern design with minimal hardware and appliances largely integrated. The team also incorporated LED strip lighting to the underside of the wall cabinets to further enhance the 'wow' factor. In keeping with the request for traditional elements, the kitchen has a butler's sink, a Falcon freestanding oven, a pot filler and the use of aged brass handles and fittings throughout.





CONTACT

Betta Style Kitchens & Joinery Pty Ltd

2/30-32 Whyalla Place,
Prestons

Tel: (02) 9608 3100

Mobile: 0405 657 110

Email: info@bettastylekitchens.com.au

Website: www.bettastylekitchens.com.au

Facebook: [/theprefabgroup](https://www.facebook.com/theprefabgroup)

Instagram: [@bettastylekitchens](https://www.instagram.com/bettastylekitchens)

SCAN TO VIEW



ADDITIONAL
PROJECTS ONLINE

A deep green was used to encapsulate nature indoors, paired with embossed finish wall cabinetry. These selections were a winning combination, grounding the cabinetry design while providing a serene, calm environment with an organic and earthy feel. The island bench offers the perfect space to serve buffets or gather guests around, while the porcelain benchtops and splashbacks in darker colours make cleaning more manageable. The custom-made banquette seating perfects the space, winning Best Soft Furnishing in the ACFA awards last year.

Betta Style Kitchens & Joinery specialises in custom joinery, serving right across New South Wales. From concept to completion, any design can be customised to suit the client's individual requirements. The passionate team are dedicated to creating bespoke kitchens and joinery that prioritise functionality, craftsmanship, quality and style.

This multi-award-winning company has accumulated an impressive array of accolades, including the ACFA 2024 Best Soft Furnishings/Interior Winner, an ACFA 2024 Best Laundry Finalist, an ACFA 2023 Best Kitchen Design Finalist and an ACFA 2023 Best Kitchen New Built \$40,000 - \$60,000 Finalist, to name a few. With more than 30 years of experience, the friendly team at Betta Style Kitchens & Joinery are ready to bring your dream design to life.





SYDNEY CUSTOM JOINERY

JOINED TO PERFECTION

CURVES, CRAFT AND CALM

This Lilyfield residence seamlessly blends architectural design and custom joinery – resulting in a light-filled, cohesive home that feels both luxurious and effortless. Every tailored detail exudes exceptional joinery and supreme functionality – from the curved stone island anchoring the kitchen and the sleek walk-in robe with integrated LED lighting, to the floating vanities and concealed cabinetry. The clients desired a contemporary home of warmth, refinement and practicality – necessitating clean architectural lines, light-filled spaces and seamless joinery.

In the kitchen, floor-to-ceiling cabinetry and a curved stone island create both a striking focal point and generous storage. By carefully aligning natural stone with crisp joinery lines and integrating storage throughout, the home reflects the clients' vision of contemporary elegance and everyday functionality. Maximising space was at the heart of this project. In the bedrooms, custom wardrobes with integrated lighting and clever internal layouts ensure every inch is functional and stylish.

To ensure sustainability, durable high-quality materials and energy-efficient LED lighting were utilised. The design also maximises natural light and airflow, reducing reliance on artificial lighting and climate control, crafting a home that combines luxury with a lighter environmental footprint.





CONTACT

Sydney Custom Joinery

24/42 Turner Road,

Smeaton Grange

Tel: 1300 136 070

Mobile: 0431 084 084

Email: sales@sydneycustomjoinery.com.au

Website: www.sydneycustomjoinery.com.au

Facebook: /Sydney-Custom-Joinery

Instagram: @sydney_custom_joinery

SCAN TO VIEW



ADDITIONAL
PROJECTS ONLINE

Sydney Custom Joinery specialises in bringing dream spaces to life through meticulously crafted, made-to-measure joinery. Whether it's a kitchen designed for entertaining, a stylish wardrobe that makes organisation effortless, or custom cabinetry that transforms a room, the dedicated and passionate team focuses on creating pieces that are as practical as they are stunning. Every project is tailored to the client, with an emphasis on quality finishes, clever design and timeless style.

The team proudly services the Greater Sydney region, working with homeowners, builders and designers across the city and surrounding suburbs. No matter where in Sydney your project is located, the team is committed to delivering the same high standard of craftsmanship and personalised service. To achieve exactly what you've envisioned, the team prioritises a collaborative approach - working closely with clients, architects and other tradespeople to ensure every piece of joinery is designed to complement the home's architecture, practical needs and your specific style.





DZINE KITCHENS & BATHROOMS

REFINED MINIMALISM, ELEVATED DESIGN


A SYMPHONY OF SOPHISTICATION

Dzine Kitchens & Bathrooms have delivered a true masterclass in modern luxury with its latest project, seamlessly blending form, function and sophistication. Tasked with designing a refined kitchen and laundry that evoke both excitement and practicality, the team met the brief with exceptional craftsmanship, clarity and vision.

At the heart of the home lies a kitchen that inspires creativity – an inviting space that encourages everyday exploration. The grand island anchors the room, serving as a hub for connection and conversation, while sleek overhead cabinetry provides ample storage without compromising the minimalist aesthetic. A light, airy palette is elevated by opulent marble surfaces and elegant brass accents, creating a space that feels both indulgent and timeless. Thoughtfully positioned chandeliers and subtle LED strip lighting further enhance the ambiance, adding layers of depth and warmth.

This attention to detail extends into the laundry, where style meets utility in perfect harmony. Designed with the same elevated aesthetic, the laundry transforms daily tasks into moments of ease and elegance, reinforcing Dzine Kitchens & Bathroom's signature commitment to beauty, practicality and excellence.





CONTACT

Dzine Kitchens & Bathrooms

1A/15 Huntsmore Road,

Minto

Mobile: 0404 609 333

Facebook: /dzinekitchensIngleburn

Instagram: @dzine_kitchens

Email: info@dzinekitchens.com.au | info@dzinerenovations.au

Website: www.dzinekitchens.com.au | www.dzinerenovations.au

SCAN TO VIEW



ADDITIONAL
PROJECTS ONLINE

Dzine Kitchens & Bathrooms is a leading home renovation and joinery business based in Sydney. Renowned for modern and Hamptons-style kitchens, Dzine Kitchens & Bathrooms is a family-owned and -operated business that offers high quality cabinetry that can be customised to your exact specifications. Completing more than 50 projects per year, including some full home renovations, Dzine Kitchens & Bathrooms is synonymous with expert craftsmanship and strong attention to detail.

Established eight years ago by director Khurram Nawaz, Dzine Kitchens & Bathrooms delivers unique, innovative designs to create exceptional kitchens and bathrooms. Backed by more than 20 years of industry experience, Khurram is passionate about creating stylish, quality designs at competitive prices. The company is prided for its exceptional service and courteous staff, creating bespoke kitchens, bathrooms, and other joinery work for all lifestyle requirements. As a fully insured and licensed company, Dzine Kitchens & Bathrooms' experienced team of designers, tradesmen and showroom staff can help you create the contemporary kitchen, bathroom or laundry of your dreams.





BRAESIDE JOINERY

STRIKING YET SOPHISTICATED

A SPACE DESIGNED TO IMPRESS

Braeside Joinery has delivered yet another exceptional project, striking the perfect balance between entertainment and connection. Every detail, from the kitchen to the bathroom, showcases bold yet timeless design, with meticulous craftsmanship that leaves a lasting impression. Guests are instantly drawn to the statement pieces that define the space, creating an inviting and luxurious atmosphere.

The project faced a unique challenge, working within the constraints of a heritage-listed building and its surrounding properties. Despite these limitations, Braeside Joinery expertly maximised the space, ensuring both functionality and aesthetic appeal.

The kitchen is a masterpiece of natural materials and refined finishes, designed to be a space you'll never want to leave. Solid timber benchtops and veneers bring warmth and texture, while the generously sized island, seating up to eight guests, enhances the open-plan layout. The striking black cabinetry contrasts beautifully with the timber, and integrated LED lighting adds a sleek, modern touch.

This harmony of materials continues into the bathroom, where a stunning floating vanity takes centre stage. Thoughtfully designed with ample storage, it maintains a clean and uncluttered aesthetic. The rich timber elements soften the bright, neutral palette, infusing the space with warmth and tranquility.





CONTACT

Braeside Joinery – Braeside Group Sydney

20 Ada Avenue,

Brookvale

Tel: (02) 8542 9781

Mobile: 0415 528 425

Email: info@braesidebuilding.com.au | ross@braesidebuilding.com.au

Website: www.braesidebuilding.com.au

Facebook: [/braesidejoinery](https://www.facebook.com/braesidejoinery)

Instagram: [@braeside.bathrooms](https://www.instagram.com/braeside.bathrooms)

SCAN TO VIEW



ADDITIONAL
PROJECTS ONLINE

Braeside Joinery is based in Sydney's Northern Beaches, servicing across the city. It falls under the Braeside Group Sydney, alongside sister companies Braeside Building and Braeside Bathrooms. The company specialises in building and renovating residential apartments and houses, as well as commercial buildings.

Braeside Joinery is directed by Ross, who has a wealth of invaluable knowledge and a lifetime of experience in carpentry, joinery, building and project management. Ross created the company in 2014 to address problems that he had experienced with joinery fabricators and suppliers as a builder. He now leads a team of skilled designers who draw on many years of experience in cabinetry, architecture and bespoke furniture.

The company understands that it is every homeowner's dream to be able to renovate their house to suit their lifestyle and reflect their personality. For Braeside Group Sydney, no project is too big or too small, and the team is dedicated to achieving your dream home and surpassing expectations. With a streamlined experience, you can trust your project is in safe hands.





CELEBRATING THE BEST OF *Customizer Kitchens*

Specialising in bespoke, luxury kitchens, Customizer Kitchens offers exquisite, highly functional designs to homeowners throughout Sydney. With more than 25 years of experience and 400+ kitchens under its belt, the company specialises in kitchens, butler kitchens, laundry areas, alfresco areas, bathroom vanities, hinge wardrobes, built-in wardrobes, walk-in wardrobes, linen joinery and TV units.

Customizer Kitchens uses only the highest quality materials and premium finishes, including Laminex, polyurethane, timber, Quantum quartz, Caesarstone and polytec. Each space is tailor-made uniquely for each client, dependant on their vision, preferences and budget. With a team of professional joiners and installers ready at your doorstep, you can rest assured that your kitchen will be crafted with the utmost passion, dedication and attention detail. Manufacturing all its designs in Sydney, the company offers in-house painting alongside in-house stone supply and installation.

Whether you're after a sleek, minimalist kitchen, or a striking, bold statement area, Customizer Kitchens will help you create it. The team are experts in creating the perfect blend of style and functionality. Every detail is meticulously crafted to improve your culinary experience, elevate your day-to-day living and enhance your home's aesthetic. Book a free consultation or visit the local showroom today to chat to the friendly team about design options and your vision for your space.

CONTACT

Customizer Kitchens Pty Ltd

45 Birch Street,

Condell Park

Tel: (02) 9790 4696

Mobile: 0416 366 716

Email: info@customizerkitchens.com.au

Website: www.customizerkitchens.com.au

Facebook: /Customizer-Kitchens

Instagram: @customizerkitchens



Scan to view

additional projects online

آموزشگاه انعکاس منبع جدیدترین اطلاعات، مقالات و دوره‌های آموزشی دکتور آسیون داخلی



Enekas.Academy



Enekas.Academy





CUSTOMIZER KITCHENS



آموزشگاه انعکاس منبع جدیدترین اطلاعات ، مقالات و دوره های آموزشی دکوراسیون داخلی

Enekas.Academy


Enekas.Academy






AUSK STONE

آموزشگاه انعکاس منبع جدیدترین اطلاعات، مقالات و دوره‌های آموزشی دکوراسیون داخلی

 Enekas.Academy

 Enekas.Academy





*Boutique stone benchtops for residential
and commercial sites.*

sales@auskstone.com.au

(02) 8007 7371

www.auskstone.com.au

آموزشگاه انعکاس منبع جدیدترین اطلاعات ، مقالات و دوره‌های آموزشی دکوراسیون داخلی





INNOKIT

CURVES OF ELEGANCE

FITTED TO PERFECTION

What sets this project apart is its fusion of architectural sophistication and interior finesse, with design by the acclaimed Ork Design studio. Tasked with delivering complete joinery across the home, INNOKIT was entrusted with every detail – from the kitchen and pantry to wardrobes, vanities, laundry and even a minibar in the master suite. Working closely with the designer, INNOKIT ensured every element adhered to the original vision, particularly the elegant, curved cabinetry and bespoke wood-texture finishes that define the home's refined aesthetic. Using Polytec's Coastal Oak Woodmatt in the Sussex door profile, the result is both tactile and timeless.

One of the key strengths of the project is space optimisation. Every piece of joinery was custom-tailored to the home's unique layout, eliminating wasted space and awkward transitions. The open-plan layout allows natural light to cascade through the interiors, enhancing spatial continuity and energy efficiency. Among the biggest challenges was executing the home's sweeping curves in cabinetry and wall structures. Through advanced CNC machining and expert craftsmanship, INNOKIT achieved flawless integration and structural precision.

If one word could define this residence, it's elegance – a seamless blend of artistry, innovation and functional design.





CONTACT

INNOKIT

95 Market Street,
Smithfield

Mobile: 0416 168 810

Email: info@innokit.com.au

Website: www.innokit.com.au

Instagram: @innokitgroup

SCAN TO VIEW



ADDITIONAL
PROJECTS ONLINE

INNOKIT proudly services the greater Sydney area, including the Wollongong and Newcastle regions. The team specialises in custom cabinetmaking and joinery solutions, providing high-quality, made-to-measure designs for kitchens, bathrooms, wardrobes and interior spaces.

With a strong focus on craftsmanship, innovation and precision, it creates joinery that is not only functional but also enhances the overall aesthetic and usability of each space. Every project is approached with the same level of care and attention to detail, ensuring results that meet both design intent and client expectations.

Reliability is at the core of its service – it delivers on time and within budget, every time. The team believes that its reputation is only as strong as its last job, and that commitment to quality drives everything it does. With open, transparent communication from concept through to installation, it ensures clients are informed and involved at every stage. Excellence isn't a goal – it's the standard.





FURNITURE BY CASA VEGA


DESIGNING WITH PURPOSE

PRECISION, PREPARATION, PARTNERSHIP

Furniture by Casa Vega's projects are a testament to the company's collaborative approach and ingenious solutions. The team prioritises lasting quality, workmanship, guidance and client advisement for the best possible results. Within client meetings, Furniture by Casa Vega takes the opportunity to really listen and understand exactly what the client wants. To benefit the client, shop drawings are carried out to ensure the project will be executed in the way the client envisions. The team also works with 3D planes – a must when it comes to executing with precision and efficiency.

When it comes to materials, Furniture by Casa Vega only uses the best. For drawer systems, the team work with Blum products and soft-close hinges. Panels are sprayed with a fine and smooth satin finish and edges are often shark nose finger pull. LED lighting can be integrated under cabinets to give a lifted look. The team also make use of many sustainable products, such as engineering veneer panels and real timber veneer. Although challenges can always arise during projects, Furniture by Casa Vega side steps most due to their rigorous preparation process.





CONTACT

Furniture By Casa Vega

53 Sydney St,

Marrickville

Mobile: 0420 908 571

Email: luisg.casavega@gmail.com

Website: www.app.gohighlevel.com/v2/preview/X3D5jrOLUDaxoWTpfcFy?notrack=true

Facebook: /kitchenbycasavega



SCAN TO VIEW

ADDITIONAL
PROJECTS ONLINE

Furniture by Casa Vega is a family business dedicated to detailed work and good workmanship since 1993. The team specialise in several domains including design, manufacturing and installation of luxury kitchens, wardrobes, bathroom vanities, TV cabinets, laundries, fireplaces and furniture. Customers are satisfied from start to end, from the design process to the finishing product. Servicing a wide range of areas from eastern suburbs – such as Vaucluse, Double Bay, Rose Bay, Dover Height, Bondi Junction and Maroubra – and city south suburbs – including Petersham, Dulwich Hills, Camperdown, Surry Hills, Drummoyne and Balmain.

At Furniture by Casa Vega, effective teamwork is seen as the foundation of its continued success. Through a collaborative approach, it brings together diverse skills and perspectives to execute each project with precision, creativity and care. This effort drives innovation and efficiency, allowing Furniture by Casa Vega to consistently deliver high-quality results that exceed client expectations. By fostering a culture of communication, respect and shared purpose, it creates an environment where excellence is not only encouraged but achieved in every detail.



AMAZALI BY LA FACTORY

COOKING UP INSPIRATION

THE SHOWROOM SETTING NEW STANDARDS

This world-class 250m2 showroom is unlike anything seen before in the Australian retail space. With close to \$4 million invested, the thrilling space redefines opulence with designs on the cutting edge, materials of superior quality and an immersive customer experience unavailable elsewhere. The team wished to assemble a space where dreams feel wholly in reach and prospects unbelievably exciting – proving that with the right choice of company, anything is possible. With more than three years of fit-outs involved, every detail was crafted to reflect excellence and aspiration.

The space presents a rich blend of materials, including natural stone, Corian and Neolith, curated to demonstrate both aesthetics and function. Despite challenges like supply chain delays, trade reliability and soaring material costs, the project continued with a robust commitment to its mission. If one word could capture the pursuit and result of this showroom, it's passion. Every square metre speaks of dedication, transforming constraints into creativity and setting a new benchmark for luxury kitchen showcases in Australia.





CONTACT

Amazali by La Factory

197 Young Street,

Waterloo


Tel: (02) 7240 3122

Mobile: 0481 284 223

Email: showroom@amazali.com.au

Website: www.amazali.com.au

Instagram: [@amazali_kitchens](https://www.instagram.com/amazali_kitchens), [@lafactory_au](https://www.instagram.com/lafactory_au)



SCAN TO VIEW

ADDITIONAL
PROJECTS ONLINE

Amazali by La Factory is a high-end kitchen and joinery brand built on craftsmanship, creativity, and the belief that great design begins with people and ends with meaning. At the helm is Jamal Ghouzali, founder and principal, who has assembled a multidisciplinary team of passionate professionals, including high-end hospitality, legal and design experts, all united by one vision: to create a space where people can sit down, feel safe and dream without limits.

After years of experience across France, Europe, Dubai, the United States and Australia, Jamal launched the Frenchitecture brand in Double Bay in 2020. But Amazali is something more. It's a stage for brand collaborations, fashion, modelling, photography, food, art and events; a cultural and creative hub for dreamers, visionaries, and those brave enough to be called "crazy."

At Amazali, the team doesn't just build kitchens, but storied spaces that bring people together. Projects are crafted with intention, shaped by soul and delivered with precision, respect for budget and a deep understanding of what home really means.





ORO JOINERY

MARBLE MASTERPIECE


A STUDY IN TEXTURE AND TONE

In its latest showstopping project, ORO Joinery redefines the art of luxury kitchen design with an eye-catching blend of superior craftsmanship and contemporary elegance. The kitchen's focal point is a striking curved marble island, which extends its bold veining to the splashback and custom marble rangehood – creating a cohesive, sculptural statement. Adorning the island is the double matte black sink, which pairs perfectly with the brushed brass tapware, adding both contrast and warmth.

Handleless cabinetry in deep charcoal grey keeps the lines clean and modern, while integrated white LED lighting beneath the island and overhead cabinets introduces a subtle glow that enhances the space's drama and presence. Suspended above, a cluster of gold interlocking rings seemingly float, casting light and adding an artfully futuristic touch.

Every element has been thoughtfully conceived to balance aesthetics, function and client needs – proof of ORO Joinery's ability to transform kitchens into spaces that do not only meet the brief but exceed expectations of craft, style and practical use.





CONTACT

ORO Joinery

16/42 Turner Road,

Smeaton Grange

Tel: (02) 4648 4110

Mobile: 0421 759 436

Email: info@orojoinery.com.au

Website: www.orojoinery.com.au

SCAN TO VIEW



ADDITIONAL
PROJECTS ONLINE

ORO Joinery specialises in custom-designed joinery, kitchens, vanities, wardrobes, outdoor kitchens and more. The team understands that every home is unique, and the goal is always to collaborate with clients to design kitchens and joinery that perfectly reflect their lifestyle and budget. From kitchens to full-home joinery solutions, ORO Joinery tailors every project to suit individual needs.

Servicing Sydney and the Central Coast, the experienced team of designers and project managers take the stress out of renovation – whether residential or commercial. With ORO Joinery, you'll always have a dedicated project manager guiding you through every step, while designers bring your vision to life with premium-quality kitchen cabinetry and custom joinery.

ORO Joinery takes great pride in its state-of-the-art manufacturing facility and in-house paint shop, where every project is built with precision. Using industry-leading software and advanced machinery, strict quality control are maintained to ensure outstanding results every time.

Every ORO Joinery project has two things in common: they're designed to captivate and built to last.





PERFECT FIT KITCHENS AND JOINERY

ELEGANCE IN EVERY DETAIL

MODERN, HIGH-END JOINERY

This stunning home is another exceptional project by Perfect Fit Kitchens and Joinery, showcasing a perfect blend of functionality and high-quality design. Renovating their existing space, the client wanted a timeless, modern look that was both practical for everyday living and visually beautiful. Perfect Fit Kitchens and Joinery exceeded expectations, delivering a thoughtfully curated interior that feels both luxurious and unique.

To maintain a sense of openness and light, the team used a neutral colour palette that enhances the flow of natural light throughout the home. The subtle palette complements the modern marble splashback and benchtops, elegant brass finishes and premium appliances.

From the kitchen to the home office and bedroom, every area has been crafted with meticulous attention to detail and a consistent, cohesive, aesthetic design. The result was an inviting, high-end space that is not only functional but also inspiring – a true reflection of Perfect Fit Kitchens and Joinery's craftsmanship.





CONTACT

Perfect Fit Kitchens and Joinery

Hawkesbury,

New South Wales

Mobile: 0433 680 876

Email: info@pfkj.com.au

Website: www.pfkj.com.au

Facebook: [/perfectfitkitchensandjoinery](https://www.facebook.com/perfectfitkitchensandjoinery)

Instagram: [@perfectkitkitchensandjoinery](https://www.instagram.com/perfectkitkitchensandjoinery)



Perfect Fit Kitchens and Joinery is a family-owned and -operated business, bringing more than 25 years of industry experience. The team ensures that all client communications are carefully recorded and reflected in the manufacturing process, bringing your vision to life effortlessly. With a strong commitment to reliability, transparency and honesty, you can trust your project is in safe hands.

Based in the Hawkesbury and servicing the Greater Sydney area, the company specialises in custom designed, high-quality joinery tailored to suit any budget. Whether it's kitchens, laundries, bathroom vanities, wardrobes or custom furniture, the company is equipped to handle any challenge. Perfect Fit Kitchens and Joinery delivers projects to the highest standards, backed by exceptional craftsmanship. If you're ready to transform your home with a team that values quality and customer service, contact Perfect Fit Kitchens and Joinery today for a free quote.



CALM & CLEAN



Inspired by this refined kitchen by Betta Style Kitchens, these timeless touches blend soft, everyday elegance with sleek modern lines.

**65cm Nadia Hand-Woven
Rush Barstool**
RRP \$299.99
www.templeandwebster.com.au

**Anchor Hocking Presence
Tiered Platter 25.4cm**
RRP \$50.99
www.globalkitchenbrands.com.au

**Newgate Chrome Quad
Wall Clock**
RRP \$319.95
www.templeandwebster.com.au

**Modern Minimalist 1 - Light
White Dome Pendant Light**
RRP \$219.99
www.pendantlightie.com



آموزشگاه انعکاس منبع جدیدترین اطلاعات، مقالات و دوره‌های آموزشی دکوراسیون داخلی

86

KITCHEN + BATHROOM DESIGN



Enekas.Academy



Enekas.Academy



CULINARY & CLASS



Get the look of this gorgeous kitchen by Braeside Joinery with
luxury pieces that will elevate your space.

LAINY Dining Chair
RRP \$249
www.freedom.com.au

**Menara Rectangular Acacia Wood
Serving Paddle**
RRP \$79.95
www.templeandwebster.com.au

Dom Large Glass Vase
RRP \$99.95
www.countryroad.com.au

**Robert Gordon 32cm Lume
Fruit Bowl in White**
RRP \$79.95
www.myer.com.au



آموزشگاه انعکاس منبع جدیدترین اطلاعات، مقالات و دوره‌های آموزشی دکوراسیون داخلی

87

KITCHEN + BATHROOM DESIGN



Enekas.Academy



Enekas.Academy





Premium Kitchen Sinks Designed in Melbourne

Turning Kitchen Sinks into centerpieces
with stunning hairline brushed texture &
crafted with 20% thicker stainless steel.



scan to view
latest range



buildmat.com.au | 1300 123 122 | sales@buildmat.com.au

آموزشگاه انعکاس منبع جدیدترین اطلاعات، مقالات و دوره‌های آموزشی دکوراسیون داخلی



Enekas.Academy



Enekas.Academy



KITCHEN + BATHROOM PRODUCTS





BIG IDEAS FOR small kitchens

By Josephine Day

There's no greater feeling than walking through your front door after a long day and inhaling the aroma of a homemade meal being prepared or sitting down together to celebrate a special occasion. It's undeniably true that the kitchen is the heart of the home, bringing everyone together for moments of peace and connection amidst their busy schedules. However, with homes becoming increasingly smaller, it can be challenging to create a space that feels grand and inviting. *Sydney Kitchen & Bathroom Design's Josephine Day* sits with Khurram Nawaz, owner of Dzine Kitchens & Bathrooms, sharing simple tips and tricks on functional small kitchens, focusing on innovative storage solutions and space-saving designs.

If you're a lover of cheesy renovation shows or simply have an eye for design, you know the challenges of creating a functional yet stylish space. While this task may seem daunting at first, it's also a perfect opportunity to unleash your creativity and think outside the box. Now enters our favourite anxious thought - where do I begin? While renovating a space can seem daunting, it's easier than you think. The key lies in creating an illusion - by reconfiguring elements in the space you can make it appear larger, and, consequently, it will feel bigger.

Dzine Kitchens & Bathrooms is Sydney's leading specialist in kitchen and bathroom renovations, transforming homes for more than twenty years. The company can help bring your kitchen ideas to life by developing a comprehensive set of plans for your

design and renovation process, with every detail being meticulously managed to meet your requirements, making your space as beautiful as you always envisioned it.

EYE-CATCHING DESIGN

The kitchen is often the first place we visit in the morning and the last before bedtime, making it essential for this space to be inviting, practical and tailored to your needs. When renovating a small kitchen, it's crucial to ensure that every aspect of the room serves a purpose. To transform your mundane kitchen into the one of your dreams, start by considering how you utilise the space and what's missing, as this understanding will be inevitable when you meet with your builder to craft a new design. Maximising the kitchen's functionality will not only enhance its use, but it will also expand the visual space. Nawaz details that most kitchens feel tight because they are enclosed from the rest of the home. "Consider an open floor plan that connects the kitchen to adjacent living areas, creating a sense of flow and space," he advises.

To enhance functionality and flow, Nawaz suggests exploring various layouts to discover the perfect fit for your needs. These layout strategies include the Work Triangle Design, utilising vertical space with ceiling high-shelves, and incorporating multi-functional furniture like islands that offer extra counter space and storage. He continues to mention that smart storage solutions, such as pull-out shelves and Lazy Susans, will help keep items organised, while open shelving can make frequently used items more accessible and visually appealing, contributing to a more spacious feel.

آموزشگاه انعکاس منبع جدیدترین اطلاعات، مقالات و دوره‌های آموزشی دکوراسیون داخلی



A PALETTE OF POSSIBILITIES

The choice of colour is pivotal in creating the illusion of a more luxurious and expansive space. With so many options available, it can be challenging to select hues that align with your overall aesthetic and vision. Fortunately, we consulted the experts for guidance. Nawaz explains that "using light colours like whites, soft pastels, or pale neutrals can create an airy, open feel as they reflect light and make the space appear larger." He also notes that adhering to a monochromatic colour scheme fosters a cohesive look, "reducing visual clutter and making the kitchen feel more spacious."

If you're uncertain about your colour direction, drawing inspiration from other rooms can be beneficial for achieving an overall harmonious design throughout your home. "Keeping colours consistent between the kitchen and adjacent areas can create a seamless transition, making the overall area feel larger," Nawaz advises. He recommends using light colours for walls and cabinetry, incorporating mirrors or glossy finishes to further amplify light within the space. Mixing and matching different materials can add texture and life to the room; for example, a polyurethane finish in neutral tones combined with light oak open shelving can enhance visual transparency. Additionally, incorporating glass cabinets or mirror splashbacks can significantly brighten the area. For a truly luxurious touch, Nawaz suggests adding under-cabinet lighting, which not only illuminates your workspace, "but also visually expands the countertop area, reducing shadows."

AN ORGANISERS DELIGHT

To create the illusion of a spacious kitchen, hidden storage is essential for maintaining a clean and open aesthetic. Smaller kitchens often struggle with limited bench and storage space, but a kitchen island can provide an effective solution. An island offers additional drawers and shelves and serves as a multi-functional area for food preparation and dining. Nawaz details that "islands can incorporate cabinets, drawers, or open shelving for extra storage of pots, pans and kitchen tools, helping to declutter other areas." Using the same material featured on your cabinets for your benchtop also enhances cohesion, making the space feel larger and more unified.



Incorporating cabinets that extend to the ceiling is a great way to maximise vertical space, providing a smart storage solution. Dividers within these cabinets help organise cutting boards and trays, keeping them accessible, whereas open shelves can display dishes, cookbooks and decorative items, drawing the eye upward and contributing to an airy feel. However, it's crucial to avoid overloading the space with upper cabinets, as this can make the room feel closed in. When designing

your kitchen, Nawaz explains that open storage fosters a sense of openness, allowing light to flow freely. "Items stored on open shelves are more accessible than those in closed cabinets, allowing for quick access to frequently used dishes and utensils." He continues to emphasise that open shelves are "a more budget-friendly option than building traditional cabinetry, especially for DIY enthusiasts."

Images courtesy of Dzine Kitchens & Bathrooms



Create unique living spaces with the exclusive offerings from Austaron Surfaces. The extensive range of products effortlessly blend aesthetics and practicality, enabling you to craft premium and distinctive interior and exterior spaces. Experience the difference that our high quality surfaces can make in your home.

AUSTARON
SURFACES
Inspire **Imagine** Create
Est. 2003



Kaynemaile:
Solar and Privacy Screening
Designed by Bespoke Interiors



Staron Zero Silica Solid Surfaces:
Supreme Ocean View benchtops
Designed by AM Interior Design



Acrylic Couture:
Cangiante Copper Sliding Bar Door
Designed by Kate Anderson Design



Organoid Natural Surfaces:
Almwiese Premium at Tauern Spa Kaprun



Mario Romano Walls:
Backlit Textured Feature Wall, Flame Design

austaronsurfaces.com | sales@austaron.com.au

staron
Solid Surfaces

MARIO ROMANO | WALLS

acrylic
couture

ORGANOID
NATURAL SURFACES

Kaynemaile

On display at **DESIGN + BUILD COLLECTIVE**

آموزشگاه انعکاس منبع جدیدترین اطلاعات، مقالات و دوره‌های آموزشی دکوراسیون داخلی

Enekas.Academy

Enekas.Academy

victoria + albert®



SHAWS
by PERRIN & ROWE®



ICONIC BRITISH BRANDS, DESIGNED FOR LIVING

SOLID SURFACE BATHS, FIRECLAY SINKS AND BRASSWARE - HANDCRAFTED TO ENDURE

LUXE *by* DESIGN

LUXEBYDESIGN.COM.AU | 07 3265 7133

آموزشگاه انعکاس منبع جدیدترین اطلاعات، مقالات و دوره‌های آموزشی دکوراسیون داخلی

 Enekas.Academy

 Enekas.Academy





VENTILATION DESIGN RE-IMAGINED

schweigen
DESIGN

schweigendesign.com.au | 1300 881 693

آموزشگاه انعکاس منبع جدیدترین اطلاعات ، مقالات و دوره‌های آموزشی دکوراسیون داخلی

 Enekas.Academy

 Enekas.Academy



AUSTARON
SURFACES

LUXE *by* DESIGN

schweigen
simply silent

Visit our new showroom located at:

Suite 81 Pier 19 – 26/32 Pirrama Rd, Pyrmont NSW 2009
www.designplusbuild.com.au

آموزشگاه انعکاس منبع جدیدترین اطلاعات، مقالات و دوره‌های آموزشی دکوراسیون داخلی

 Enekas.Academy

 Enekas.Academy





1.



2.



3.



4.



5.



6.



7.



8.



9.

COTTAGECORE KITCHEN

Transform your kitchen into a cosy, whimsical haven with our handpicked collection of cottagecore essentials.

1. Juliet 3m Reclaimed Timber Dining Table, RRP \$2495 www.dovetailedoublestitched.com.au
2. Cream Teapot With Cane Handle, RRP \$75 www.pjpottery.com.au
3. Natural Nomad Mug 400ML, RRP \$14.95 www.saltandpepper.com.au
4. Gypsy Linen & Cotton Table Runner, RRP \$39.99 www.templeandwebster.com.au
5. Ottawa Side Plates (Set of 6), RRP \$66 www.ecologyhomewares.com.au
6. Ottawa Rice Bowls (Set of 4), RRP \$54.95 www.ecologyhomewares.com.au
7. Wisteria Mona Ceramic Holder, RRP \$21.95 www.hueseeka.com.au
8. Bamboo Glass round Trio Set 500ml, RRP \$44.96, www.myer.com.au
9. Free Standing Refrigerator One Door Pastel Blue, RRP \$1590, www.harveynorman.com.au
10. Smith + Nobel Traditions 4L Cast Iron Casserole Pot, RRP \$99.99 www.harrisscarfe.com.au



10.

آموزشگاه انعکاس منبع جدیدترین اطلاعات، مقالات و دوره‌های آموزشی دکوراسیون داخلی

KITCHEN + BATHROOM INSPIRATION



Braeside Joinery



SNACKING DINNERS

by Georgia Freedman

Solo diners unite! Ask yourself: what do you want to eat when you have no demands from family and friends? What is your idea of a meal that is all delight and zero obligation? Maybe it's cream cheese and lox on rye bread; or tuna hand-rolls made ingeniously with tinned fish; jammy eggs topped with numbing Sichuan pepper; or for a splurge, caviar sandwiched between toast points. Snacking dinners are the ultimate form of self-care, a meal comprised of favorite foods, expanded to be balanced and perfectly satisfying.

These meals are the secret weapon of busy people. They are endlessly versatile, can accommodate any food preferences, and are easily scaled up or down, making them perfect for when you might be sharing your meal with family or friends. They are magical in their simplicity and promise, something every cook should have in their repertoire. Treat yourself to a snacking dinner tonight.





COLD TOFU WITH SCALLIONS, TOMATO & CHILE CRISP

5 MINUTES

Tofu has a gentle flavour and is both light and satisfying. This dish enhances that flavour with just a hint of soy sauce, vinegar, and sesame. It also highlights tofu's cooling properties by adding a little heat from jarred chile crisp, for contrast. Chopped tomato rounds out the mix of subtle, delicious flavours.

INGREDIENTS

1 scallion, white and light-green parts only
1 handful cherry tomatoes, or ½ small, flavourful tomato
Cucumber (Chinese, English, or Persian; optional)
8 ounces (225 g) high-quality silken tofu
2 teaspoons Chinese light soy sauce
1 teaspoon Chinese black vinegar
½ teaspoon chile crisp
¼ teaspoon toasted sesame oil
Toasted sesame seeds

METHOD

Halve the scallion lengthwise and then cut it very thinly crosswise; put it in a small bowl of cold water to mellow. Roughly chop the tomato(es) and thinly slice the cucumber, if using.

Drain the tofu, gently flip it out of the package and onto a plate, and cut it into thick slices. Dress the tofu with the soy sauce, vinegar, chile crisp, and sesame oil, making sure to drizzle each one over every slice of tofu, so the liquid can seep between each piece. Drain the scallion and sprinkle it and the pieces of tomato on top of the tofu. Scatter a couple big pinches of sesame seeds on top. Add the cucumber to the side of the plate, if using.

Bulk Up the Plate: For a heartier meal, make some short-grain rice, add some boiled or spiced peanuts and a handful of steamed edamame, or make some pan-fried dumplings (the kind that can be cooked right out of the freezer).





JAMMY EGGS

8-MINUTE EGGS

A good jammy egg—the kind that walks the line between a runny yolk and a fully hard-boiled egg—makes a perfect addition to any snacking meal. You can eat them on their own or add any number of delicious toppings. The key to these eggs is their texture: centres should be firm enough to hold together but still be soft and velvety, right between liquid and solid. The time it takes your eggs to cook will depend entirely on their size and how cold they are to start with (this recipe assumes large, refrigerated eggs). To avoid runny, undercooked eggs, start out by testing just one; if after 8 minutes the centre is still runny instead of just a bit gooey, add another minute to the cook time and test again.

METHOD

Heat 4 to 5 inches (10 to 13 cm) of water in a medium pot until it boils, then use a slotted spoon to carefully lower anywhere from one to four eggs into the water, making sure they're fully submerged. When the water comes back to a gentle boil, set a timer for 8 minutes. While the eggs cook, combine ice cubes and cold tap water in a bowl to make an ice bath. When the eggs are done, use the slotted spoon to transfer them to the ice bath; let them cool for at least 5 minutes. Carefully peel the eggs, cut them in half lengthwise, and add toppings (see image).

1 SATURDAY BAGEL

Top it with: Everything spice (mix garlic powder, onion powder, poppy seeds, sesame seeds, and kosher salt)

Try it with: Deconstructed Winter Fruit Fattoush, Sweet Potato Chip "Salad" with Hot Honey & Fresh Herbs.

2 THE BARTAVELLE

Top it with: Small dollop of Kewpie mayonnaise and a high-quality anchovy filet

Try it with: Antipasti Board with Roasted Artichoke Hearts; Kimchi Melt; Corn & Spinach Tofu Banchan

3 GREEN EGGS & HAM

Top it with: Prosciutto and pesto

Try it with: Pimento Cheese & Tomato Finger Sandwiches; Classic Bruschetta

4 NOT-QUITE DEVEILED

Top it with: Small dollops of mayo and Dijon mustard plus a pinch of minced pickle

Try it with: Pimento Cheese & Tomato Finger Sandwiches; Caviar Sandwich

5 INSTANT SAMBAL TELUR

Top it with: Jarred sambal and fresh basil leaf

Try it with: Crispy Rice & Chorizo with Herbs & Lettuce; Bali-in-California Urap Salad Wraps

6 SALT & SPICE

Top it with: Aleppo pepper and flaky salt

Try it with: Everything (you can't go wrong with this combo)

7 À LA PROVENCALE

Top it with: Minced sun-dried tomatoes, green olives, and a pinch of salt

Try it with: Crudités with Yogurt-Miso Green Goddess Dip

8 SHORTCUT BANCHAN

Top it with: Chopped kimchi, thinly sliced scallion, and sesame seeds

Try it with: Corn & Spinach Tofu Banchan; Onigiri with Smoked Salmon

9 SICHUAN ZINGER

Top it with: Chile crisp, Sichuan pepper oil, sesame seeds, and thinly sliced scallion

Try it with: Cold Tofu with Scallions, Tomato & Chile Crisp; Classic Bruschetta





ANTIPASTI BOARD WITH ROASTED ARTICHOKE HEARTS

30 MINUTES

While a plate of antipasti is usually served before lunch or dinner (the name literally means “before meal”), the classic Italian combination of cheeses, meats, and marinated vegetables has everything you need for an absolutely perfect snacking dinner all on its own.

I like to balance these classic flavours with something sweet (like roasted sun-dried tomatoes) and something tangy and spicy (like pickled peppers), plus a few hunks of cheese and some mortadella (presliced at the deli counter). But the real stars on my plate are roasted artichoke hearts. I cook them using a technique borrowed from my friend Helen Rosner and add my own twist with a little bit of gochujang for a hit of sweet-savory heat.

INGREDIENTS

One 6-ounce (170 g) jar quartered artichoke hearts in brine
4 teaspoons extra-virgin olive oil
¼ to ½ teaspoon gochujang
3 tablespoons julienned sun-dried tomatoes in oil
Thinly sliced mortadella
Pizza bianca or focaccia
Mild pickled green peppers
Parmesan in big chunks
Olives

METHOD

Preheat the oven to 450°F (230°C). While it's heating, drain the artichoke hearts, pressing them to remove as much liquid as possible, then mix them with the olive oil and gochujang in a small bowl, massaging in the gochujang if necessary to make sure it's distributed well. Spread the artichoke pieces on a small sheet pan and roast for 20 minutes, flipping them halfway through. Put the sun-dried tomato pieces on the sheet pan in big clumps and continue to roast everything until the tomatoes are sizzling and have started to darken at the edges, 2 or 3 minutes. Arrange the roasted vegetables, mortadella, pizza bianca, peppers, cheese, and olives on a cheese board or tray.





آموزشگاه انعکاس منبع جدیدترین اطلاعات ، مقالات و دوره‌های آموزشی دکوراسیون داخلی

MIX & MATCH POTATO BITES

PREP: 20 MINUTES

COOLING: 30 MINUTES

ASSEMBLY: 10 MINUTES

There's something about a halved baby potato topped with something delicious—a dollop of sour cream, a sliver of avocado, a flurry of fresh herbs—that brings to mind a tray of passed appetisers. These bites make me think of holiday parties at fancy friends' houses with drinks mixed to order and nice cocktail napkins. The key to turning potato bites into a full meal is to serve the little spuds on a platter with lots of different topping options so you can mix and match. Depending on what you add to each, you can end up with a flavour mixture reminiscent of potato skins, German potato salad, or even Cobb salad.

INGREDIENTS

1 pound (450 g) small (new) potatoes
Kosher salt
Medium or sharp cheddar
Beef jerky, salami, or a vegan equivalent
Cornichons
Pickled peppers
Assorted olives
Sun-dried tomatoes
Scallion, white and light-green parts only
Flat-leaf parsley
Avocado
Sour cream
Whole-grain mustard

METHOD

Prep ahead: Put the potatoes into a medium pot with a generous amount of salt. Add enough water to cover the potatoes by about 1 inch (2.5 cm) and bring the water to a boil. Boil the potatoes until they're just tender all the way through, 8 to 10 minutes, then drain them and let them cool. Refrigerate the potatoes in an airtight container for up to 4 days (or use immediately).

Finish the Dish: Finely grate some cheddar; mince some jerky, cornichons, peppers, olives, and sun-dried tomatoes; thinly slice a scallion and chop some parsley; finely dice the avocado. Make piles of each ingredient on one side of a plate and add dollops of sour cream and mustard alongside. Cut each potato in half lengthwise and put them on the other side of the plate. To eat, slick a little sour cream on the cut side of a potato half to act as a binder, then pile on generous amounts of toppings, playing with the mix of flavors.





CONSERVAS WITH PAN CON

5 MINUTES

No style of meal has a snackier vibe than tapas, whether they're served one by one at a bar counter, each with a fresh glass of wine, or as a spread of raciones shared among friends. While some tapas can be intricate and elaborate, the items in this particular meal—conservas (tinned seafood), a big serving of classic pan con tomate, and maybe a bowl of briny olives—are all foods you probably already have in your kitchen. It's a win for flavour and for convenience.

INGREDIENTS

2 thick slices of rustic white bread, such as pan de cristal or pain au levain, or a long piece of baguette cut in half

1 small garlic clove

½ smallish tomato (cut in half through its equator)

1 tin Spanish conservas, such as sardines, octopus in olive oil, or mussels in escabeche (or 2 tins, for variety)


Spanish olives, such as arbequina (optional)

METHOD

Lightly toast the bread until it is slightly crisp. Peel the garlic and rub it along one piece of toast. Rub the tomato's cut side onto the same toast until the pulp and seeds have transferred onto the bread; leave the second piece of toast plain.

Open the conservas and set the tin(s), without draining, on a plate; arrange the pan con tomate, the plain slice of toast, and some olives, if using, on another plate. To eat, use a small fork or a toothpick to pile some conservas onto either piece of bread, and use any uneaten bread to sop up the oil or sauce in the tin.

Bulk Up the Plate: For a larger meal, stop by a Spanish market for two other tapa classics: jamón serrano (or jamón ibérico) and manchego cheese.



This is an edited extract from
Snacking Dinners by **Georgia
Freedman** published by Hardie
Grant Books

Photography: ©Leela Cyd

آموزشگاه انعکاس منبع جدیدترین اطلاعات، مقالات و دوره‌های آموزشی دکوراسیون داخلی



Enekas.Academy



Enekas.Academy



آموزشگاه انگلیسی منبع جدیدترین اطلاعات، مقالات و دوره‌های آموزشی دکوراسیون داخلی

Enekas.Academy

Enekas.Academy



PINK SKIES & PATIO VIBES

Transform your outdoor space into a cosy retreat with this collection of chic dining pieces, designed to make every meal feel like a special occasion.

1. PAIR Round Dining Table, RRP \$1599 www.freedom.com.au
2. COCO Dining Chair, RRP \$399 www.freedom.com.au
3. Evolve Classic Jug 1.75L, RRP \$24.99 www.templeandwebster.com.au
4. Pink Cheers Cocktail Paper Napkin 20 Pack, RRP \$3.95 www.pillowtalk.com.au
5. San Vito Round Placemat, RRP \$12.95 www.pillowtalk.com.au
6. Cecile Dinner Plates Set of 6, RRP \$89.70 www.saltandpepper.com.au
7. Hostess Side Plate Stucco, RRP \$16.95 www.saltandpepper.com.au
8. Rosette Bloom 2 Cup Tealight Holder, RRP \$54.99 www.dusk.com.au
9. Gracie Coaster Set of 4 in Musk, RRP \$29.95 www.countryroad.com.au
10. Florence Clear & Gold Flute Pack of 2, RRP \$29.99 www.adairs.com.au



10.

آموزشگاه انعکاس منبع جدیدترین اطلاعات، مقالات و دوره‌های آموزشی دگوراسیون داخلی



WINERIES

OF NEW SOUTH WALES



www.wineriesofnewsouthwales.com.au |  

آموزشگاه انعکاس منبع جدیدترین اطلاعات ، مقالات و دوره های آموزشی دکوراسیون داخلی

 Enekas.Academy

 Enekas.Academy



Index

www.kitchenandbathroomdesign.com.au

KITCHEN + BATHROOM DESIGN

Amazali by La Factory	36
Attards Kitchens & Cabinetry Pty Ltd	8
AUSKstone	74
BAINENG Stainless Steel Joinery	42
Bartolotta Bathrooms & Plumbing	53
Betta Style Kitchens & Joinery Pty Ltd	18
Braeside Joinery	70
Camden Kitchens	24
Customizer Kitchens	72
Crystal Bathrooms	6
Dégabriele Kitchens + Interiors	12
Designerspace Kitchen and Joinery	14
Dimensions Joinery and Interiors	16
Dzine Kitchens & Bathrooms	68
Furniture by Casa Vega	78
Gillmer Kitchens	30
Hats Off Kitchens	32
Hawkesbury Kitchens	34
INNOKIT	76
Maria Projects	38
Mickey Mouse Bathrooms	40
Nouvelle	2
ORO Joinery	82
Paramount Bathroom Renovations	4
Perfect Fit Kitchens and Joinery	84
Sydney Custom Joinery	44
Vanity Co.	26
Wave Kitchens Pty Ltd	28

KITCHEN + BATHROOM PRODUCTS

Austile Ceramics	51
Austaron Surfaces	92
Blum Australia	10
Buildmat	88
CAV'ART Designer Stone	22
Design + Build Collective	95
Luxe by Design	93
Schweigen Design	94
plonc.	20



Your dream kitchen starts here!
*Bring your vision to life with easy
kitchen + bathroom finance*

At **Kitchen + Bathroom Design**, we believe every family deserves the kitchen they've always wanted. We've partnered with an award-winning Mortgage & Finance Broker, who can provide flexible financing solutions to bring your kitchen to life - without the stress.

- ✓ *Fast & Easy Application*
- ✓ *Tailored to your budget and financial goals*

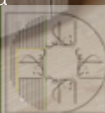


LEARN MORE AND START PLANNING
YOUR DREAM KITCHEN TODAY

We're real people and here to help!
Call us on (03) 9855 6700 or head to
www.kitchenandbathroomdesignfinance.com.au

Image by PBloc Media

آموزشگاه انعکاس منبع جدیدترین اطلاعات، مقالات و دوره‌های آموزشی دکوراسیون داخلی







CUSTOMIZER KITCHENS



Elegant and Functional Kitchen Designs

Transform your culinary space with our expertly crafted interiors. Combining style and practicality, our designs make your kitchen the heart of the home. Experience the perfect blend of beauty and functionality.

Customizer Kitchens PTY LTD

0416 366 716 | 0414 366 766

info@customizerkitchens.com.au

45 Birch St, Condell Park

www.customizerkitchens.com.au



آموزشگاه انعکاس منبع جدیدترین اطلاعات ، مقالات و دوره‌های آموزشی دکوراسیون داخلی



Enekas.Academy



Enekas.Academy

