

interiors . ideas . inspiration

SquareRooms.

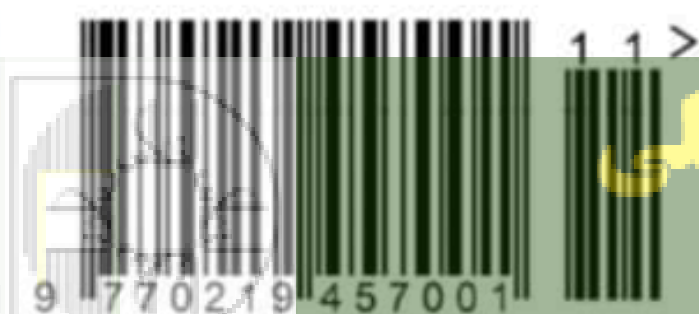


NOVEMBER 2024 • ISSUE 233

true to form

• **The natural balance** The Antao Collection by Villeroy & Boch creates wellness sanctuaries with elegant design • **Across the ages** A multigenerational home celebrating the unique style of each family member • **Home with @wumahdakota** A curated space where every piece tells a story of travel, love, and timeless style •

SQUAREROOMS NOV 233 S\$5.50



آموزشگاه انعکاس منبع جدیدترین مطالب و دوره های آموزشی دکوراسیون داخلی [squarerooms.com.sg](https://www.squarerooms.com.sg)

Enekas.Academy

Enekas.Academy




KONMARI *Studio.*




Turning your visual dreams into stunning reality
with Interior Design.

konmaristudio@gmail.com | @konmari_studio

آموزشگاه انعکاس منبع جدیدترین اطلاعات ، مقالات و دوره‌های آموزشی دکوراسیون داخلی

 Eneka.Academy

 Eneka.Academy

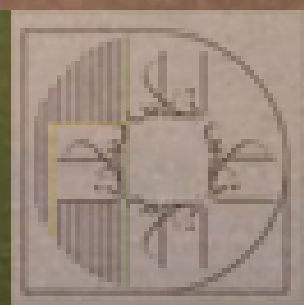




Image courtesy of RESISTANCE

real and unruly

Embracing authenticity in interior design is about allowing spaces to speak to who we truly are, weaving in layers of personality, history, and meaning. It's the subtle inclusion of lived-in charm, the curated imperfections, and pieces that reflect a journey. When we choose elements that resonate with our stories, our homes transform from mere living spaces into deeply personal sanctuaries. Celebrating authenticity doesn't mean following trends or overhauling a room to fit a glossy ideal; it's about infusing rooms with objects that echo memories, textures that invite touch, and colours that feel like home. True design honours individuality, bringing an enduring sense of place and purpose that is refreshingly, unapologetically real.

The home tour features in this issue are a true case of “*bibimbap*”—a concept I love and bring into design, where the right elements blend to create a vibrant mix of tastes, textures, and colours all in one space. We've uncovered five distinctive interior styles: a sleek, futuristic twist on industrial elements for an eclectic look; French design infused with Peranakan flair; an all-white palette for a minimalist home; a fusion of Peranakan,

Balinese, and European influences; and a mid-century style with eclectic touches and old-school nostalgia.

Ultimately, a home is the beautiful result of collaboration between the interior designer and the homeowner. This synergy shines through in a multigenerational home by Threehaus Works (p.19), where each space is thoughtfully designed to suit individual needs while harmonising under one roof. With a keen understanding of the vision, Loft.9 Design Studio has masterfully blended French and Peranakan influences into a cohesive space (p.27).

The collective effort between brand and designers is also evident—German design duo KASCHKASCH showcased their passion for design and dedication to merging form with function, sharing the inspiring journey behind Villeroy & Boch's Antao Collection (p.8).

So, what elements would you mix into your own “*bibimbap*” of design?

Leyna. P



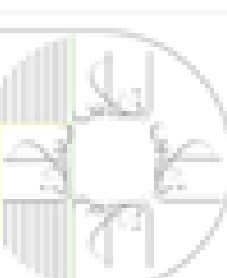

@SquareRoomsMag



@SquareRooms



@suareroomssg



home is the nicest word there is.

Laura Ingalls Wilder

NOVEMBER • ISSUE 233

SquareRooms.

INTERIORS . IDEAS . INSPIRATION

EDITORIAL

EDITOR

Leyna Poh

CONTRIBUTORS

Joyce Yang

ART

GRAPHIC DESIGNER

Wong Shee Leng

PHOTOGRAPHY

PHOTOGRAPHER

Zulfadli Rahman

VIDEOGRAPHER

Marcus Lim

ADVERTISING

ASSOCIATE BUSINESS DIRECTOR

Gynn Lee

MARKETING

ASSISTANT MARKETING MANAGER

Victoria Lynn Tan

SENIOR MARKETING EXECUTIVE

Alexa Ho

MARKETING EXECUTIVES

Sheila Dauvi

Imran Kassim

Eunice Soong

APPLICATIONS DEVELOPER

Albert John Caminero

MEDIA GROUP PTE LTD

MANAGING DIRECTOR

Dennis Pua

COMMERCIAL DIRECTOR

Daniel Poon

HUMAN RESOURCES

Wendy Chua

Get in touch.

FOR EDITORIAL MATTERS,

leyna@media-group.com.sg

FOR ADVERTISING ENQUIRIES,

gynn@media-group.com.sg

FOR SUBSCRIPTION ENQUIRIES,

sheila@media-group.com.sg

FOR MARKETING ENQUIRIES,

victoria@media-group.com.sg

SQUAREROOMS IS PUBLISHED BY

Media Group Pte Ltd

20 Bedok South Road Singapore 469277

Tel: 6446 6888

Business Registration No. 200205728C

PRINTER & COLOUR SEPARATION:

KHL Printing Co. Pte Ltd

DISTRIBUTOR:

Carkit (FarEast) Pte Ltd

Although every reasonable care has been taken to ensure the accuracy and objectivity of the information contained in this publication, neither the publishers, editors and their employees and agents can be held liable for any errors, inaccuracies and/or omissions. We shall not be liable for any actions taken based on the views expressed, or information provided within this publication. You should always seek professional advice from the appropriate advisor, professional or institution. Copyright 2024.


 @SquareRooms  @SquareRoomsMag  @squareroomssg

آموزشگاه انعکاس منبع جدیدترین اطلاعات ، مقالات و دوره‌های آموزشی دکوراسیون داخلی

 Enekas.Academy

 Enekas.Academy





As Singapore's expert in Vinyl Flooring, Engineered Timber, Solid Hardwood & Wall Surface, Wood Culture understands the importance of a good foundation. With passion and industry experience, Wood Culture has the solution for every design requirement.

WOOD CULTURE FLAGSHIP *new showroom*
11 Changi North Way, Singapore 498796
T. +65 6686 2133

WOOD CULTURE LIBRARY
105 Eunos Avenue 3, Singapore 409836
T. +65 6250 1368

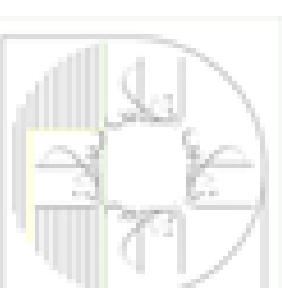
sales@woodculture.com.sg | www.woodculture.com.sg


**WOOD
CULTURE**
A subsidiary of Hafary Holdings Limited

آموزشگاه انعکاس منبع جدیدترین اطلاعات، مقالات و دوره‌های آموزشی دکوراسیون داخلی

 Enekas.Academy

 Enekas.Academy





News.

7 **The latest in design**

Discover fresh styles, new products, and lifestyle insights that will inspire your next home makeover.

Features.

14 **A new chapter**

Caesarstone's latest Porcelain Collection expansion with nine stunning new surfaces.

16 **Living artfully**

Step into contemporary living with Kave Home's essentials this season.

8

The natural balance

Discover how
KASCHKASCH
transformed the elegance
of dewdrops into a
timeless, sustainable
bathroom collection with
Villeroy & Boch's Antao,
redefining wellness in
design.

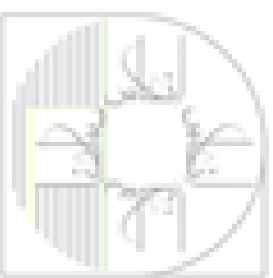
Stories.


18 **Across the ages**

Discover how a 5-room HDB flat becomes a harmonious blend of Baby Boomer, millennial, and Gen Z styles.

26 **Petite Paris**

Teaming up with Loft.9 Design Studio, Angie's home is transformed with French-inspired wainscoting, Peranakan tiles, and a stunning marble island.





34 **Minimalist marvel**

A sleek minimalist makeover with an all-white palette brings a refreshing sense of space and light to this 5-room resale HDB.

46 **Branching out**

A homeowner and designer brings this vision to life with bold colours, unique textures, and even a tree planted right in the middle of the apartment.

50 **Old meets bold**

Home in a Tiong Bahru SIT flat blends heritage charm with modern touches.

Conversations.

58 **Personal moments and timeless design**

Step into the soulful home of Amirul and Clarice (@wumahdakota), where mid-century charm meets modern flair.

64 **Epilogue**

Samsung’s Bespoke AI Laundry Combo combines cutting-edge AI technology with a space-saving design, making it the perfect solution for modern homes.

On the cover.



Design by **Threehaus Works**



The ultimate interior guide for homeowners.



Digital
Subscription.



Subscribe now.

Get savvy about interiors with a year-long subscription to SquareRooms. Sign up now with our special rate and enjoy inspiring decor content even on the go. Now you'll get even more value with every issue of SquareRooms!

Print
Subscription.



terms & conditions:

Offer ends 30 November 2024 • All subscription payments are inclusive of GST & local postage charges • Pricing may vary due to currency exchange • Subscription is non-refundable • Subscription requires 4 to 6 weeks for processing once received • In the event of cancellation of an annual subscription at any time, no refund will be given • For any enquiries or purchase of back issues, please email sheila@media-group.com.sg • Media Group Pte Ltd reserves the right to use subscription details for future marketing and promotional purposes

آموزشگاه انعکاس منبع جدیدترین اطلاعات، مقالات و دوره‌های آموزشی دکوراسیون داخلی

Enekas.Academy

Enekas.Academy



► **Epson launches EB-PQ Series of 4K high-brightness projectors for large venues**

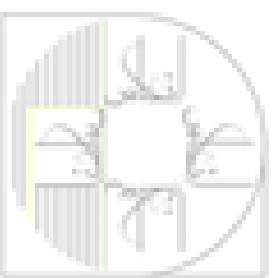
Epson unveils its EB-PQ series, featuring the world’s smallest and lightest 20,000 and 10,000-lumen 4K projectors, the EB-PQ2220B and EB-PQ2010B. Tailored for large spaces, the EB-PQ series combines compact design with Epson’s 4K Crystal Motion technology for vivid image quality, energy efficiency, and flexibility. Ranging from 8,000 to 20,000 lumens, the projectors include advanced features like geometry correction, freeze-capture, and NFC setup, with durability up to 20,000 hours.



◀ **Tappeti’s Designer rugs bring vision and craftsmanship together**


Tappeti Fine Hand-Crafted Rugs + Carpets redefines luxury flooring with its latest release, The Tappeti Designer Collective, showcasing innovative collaborations with leading designers like Michael Fiebrich, Elliot James, Architology, Ethereall, and EightyTwo. This curated collection merges traditional craftsmanship with modern aesthetics, resulting in rugs that not only complement interiors but also serve as statement pieces of art.

Each rug in the collection is meticulously handwoven from premium, sustainable materials, embodying unique stories through thoughtful textures, colours, and designs inspired by the designers’ diverse influences—from serene natural landscapes to abstract cultural symbols. The collection elevates spaces with a blend of elegance, quality, and timeless charm, making it a transformative addition to any room.



The natural balance

Inspired by the serene beauty of dewdrops, the Antao Collection by Villeroy & Boch transforms bathrooms into wellness sanctuaries, combining sustainability with timeless elegance.




Amid the constantly changing landscape of interior design, homeowners and designers are continually seeking ways to create spaces that not only serve practical purposes but also evoke a sense of tranquillity and harmony. Villeroy & Boch, a brand renowned for its innovative design and craftsmanship, has long been at the forefront of this movement. Their latest collaboration with the award-winning design studio KASCHKASCH exemplifies this approach, presenting a collection that transforms the bathroom into a serene oasis.

Unveiled during a design event in Singapore in September 2024, the Antao Collection, a design collaboration with KASCHKASCH, encapsulates the essence of organic forms, particularly inspired by the delicate beauty of dewdrops. With a mission to blend nature and modern functionality, this collection has captured the imagination of designers and homeowners alike, offering a refreshing take on bathroom design.

آموزشگاه انعکاس منبع جدیدترین مقالات و دوره‌های آموزشی دکوراسیون داخلی

Text LEYNA POH Images VILLEROY & BOCH



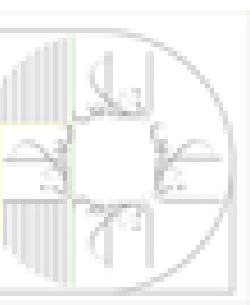


The Antao Collection: Inspired by Nature

At the heart of the Antao Collection lies a profound connection to nature. The design studio KASCHKASCH, led by Florian Kallus and Sebastian Schneider, wanted to create something unique for Villeroy & Boch, a challenge that pushed them out of their usual comfort zone. Kallus and Schneider share that their initial inspiration came from a simple yet profound source—dewdrops. As the designers describe it, dewdrops are “perfectly imperfect,” with a dynamic, organic shape that is both calming and intriguing.

This natural element provided the foundation for the collection, resulting in smooth curves, gentle edges, and forms that feel fluid and timeless. The collection’s shapes evoke a sense of calm, making the bathroom a sanctuary—a place where functionality meets emotional well-being.

“Our goal was to find a natural, organic source of inspiration,” the designers explain. “Dewdrops are dynamic yet calm, perfectly imperfect. This made them the ideal motif for the collection, reflecting the craftsmanship and the natural beauty we wanted to convey in the bathroom space.”





A harmonious material palette

Beyond the shapes, the Antao Collection stands out for its thoughtful use of materials and colours. KASCHKASCH focused on selecting natural, warm hues and tactile finishes that enhance the sensory experience in the bathroom. From matte natural stone to textured drawer fronts, every element is designed to provide visual and tactile comfort.

“The tactile experience is just as important as the visual,” they emphasise. “It should be pleasant to touch every part of the collection, whether it’s the grooves in the drawer fronts or the smooth handle of the faucet.”

The use of sustainable materials also aligns with the growing demand for eco-conscious designs. Ceramics, being naturally durable and long-lasting, play a significant role in the collection. Furthermore, water-saving taps and eco-friendly finishes demonstrate a commitment to sustainability without compromising on aesthetics.

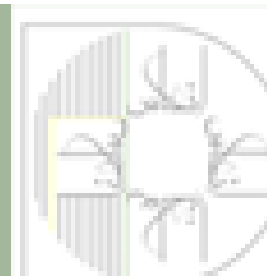
Antao’s impact on bathroom design

The Antao Collection comes as a response to the shift towards wellness-focused interiors. The bathroom, once purely functional, is now seen as a space of relaxation and self-care. The use of natural materials such as wood and stone in this collection fosters a connection to the environment, while still meeting the demands of modern living.



“Bathroom design has evolved,” says Schneider. “It’s no longer just a functional space—it’s becoming a wellness oasis. Antao is a reflection of that, offering an atmosphere that’s warm, inviting, and aesthetically pleasing.”

For developers and homeowners looking to create bathrooms that feel like personal retreats, the Antao Collection provides the perfect solution. Its combination of natural inspiration, sustainability, and modern functionality ensures that the space is not only beautiful but also practical for everyday use.





KASCHKASCH

KASCHKASCH is a renowned design studio founded by Florian Kallus and Sebastian Schneider, known for their minimalist and functional approach to product design. Based in Colonge, Germany, they have worked with leading global brands, including Villeroy & Boch, and have earned a reputation for creating innovative, timeless designs that enhance everyday living. Their portfolio spans furniture, lighting, and interior products, and they have been recognized with prestigious awards such as the Red Dot Design Award, the iF Design Award, and the German Design Award, solidifying their status as influential figures in contemporary design.

We had the privilege of securing an exclusive Q&A session with KASCHKASCH, where they shared insights into their design philosophy and the creative journey behind the Antao Collection.

How did the dewdrop shape inspire the design of the Antao Collection?

The brief we received from Villeroy & Boch was titled “Inspired by Nature.” When we first got it, we thought, “Wow, that’s going to be a challenge.” Prior to this project, our designs were more straightforward and graphic. We wanted to find the perfect source of inspiration—something organic yet calm and timeless.

Then we stumbled upon the dewdrop. It’s a beautiful, dynamic, and balanced object—organic yet calm at the same time. Each drop is unique, perfectly imperfect. This made it the ideal source of inspiration, making the collection relatable and reflective of the craftsmanship involved in ceramics.

What was your process for selecting the materials and colours for the collection?

We envisioned a natural, warm, and inviting bathroom that evokes a sense of relaxation and enjoyment. The design alone wouldn’t be able to achieve this feeling without the proper choice of materials, colours, and finishes.

The tactile experience was just as important as the visual. It should be pleasant to touch every part of the collection. Whether it’s the grooves in the drawer fronts, the matte natural stone, or the smooth handle of the faucet, each element is designed to feel just right.


Q: How does the Antao Collection address sustainability?

Ceramics, which are central to the collection, are naturally durable and free from toxins, making them a sustainable choice. We also incorporated

water-saving taps and eco-friendly materials to meet the growing demand for eco-conscious designs.

Q: What makes the Antao Collection different from other collaborations you’ve done?

There were so many firsts for us in this collaboration—the first time working with ceramics, creating our first sink, faucet, bathtub, and more. It was truly challenging and intense, but also incredibly rewarding. We developed the collection with Villeroy & Boch in just 1.5 years, which is a really short timeline considering the scope of the entire collection.



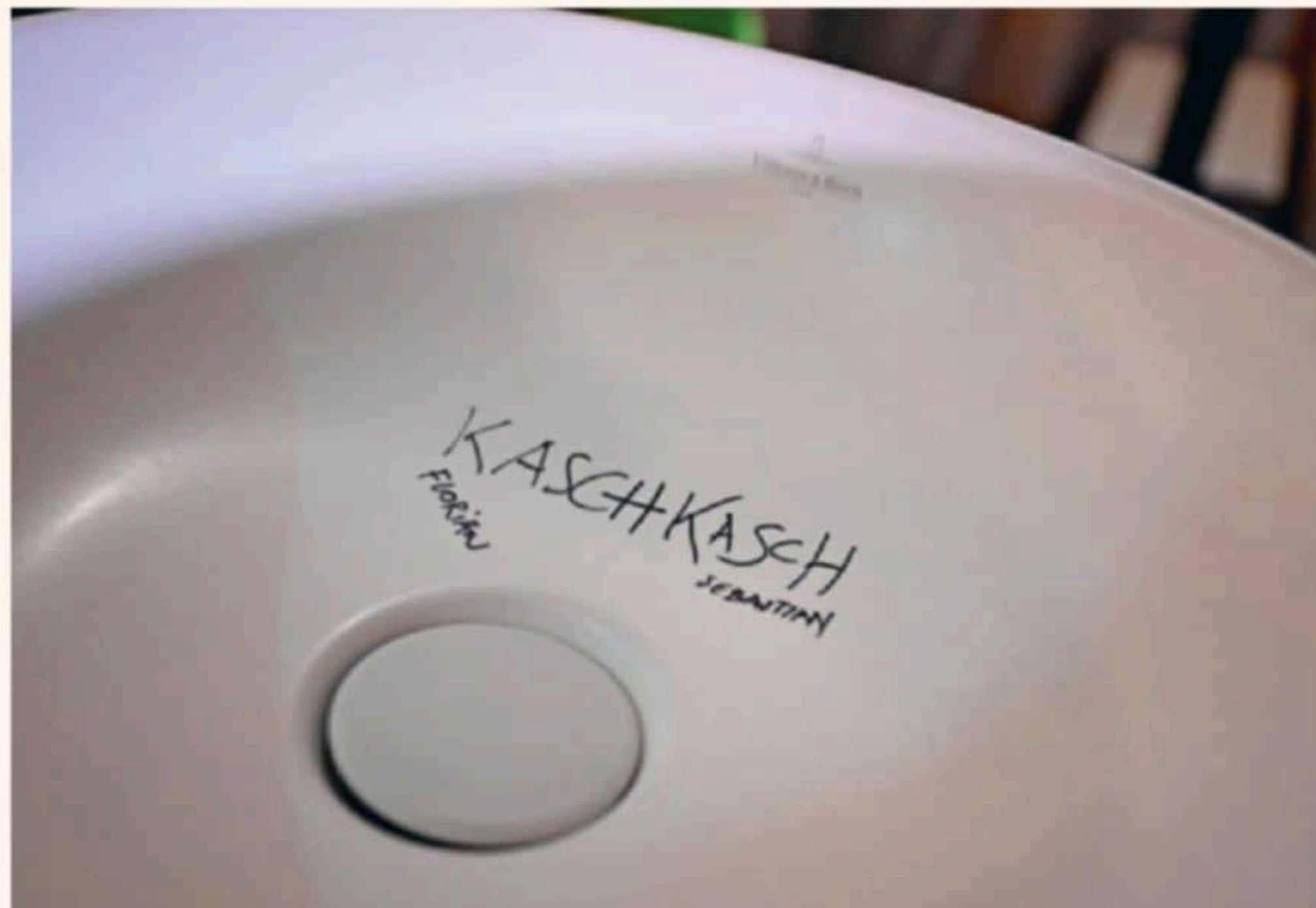
Inspired by the delicate beauty of dewdrops, the Antao Collection by KASCHKASCH brings the serene elegance of nature into the modern bathroom.

Q: What do you envision as the future of bathroom design, and how does the Antao collection reflect or anticipate these trends?

Bathroom design has evolved significantly in recent years. The bathroom is no longer just a functional space—it's becoming a wellness oasis. New materials are being introduced to create unique atmospheres, and functional compromises are being made to generate emotional value.

That's exactly what Antao aims to achieve. While solid wood and natural stone may not be as moisture-resistant as other materials, they create an atmosphere that's unmatched. I'm glad Villeroy & Boch was bold enough to embark on this journey with us.

+ More fun facts about KASCHKASCH on squaresrooms.com.sg.



(Above) Constantine von Boch, Senior Sales Manager for Projects, Germany, of Villeroy & Boch, delivers an inspiring opening speech, reflecting on the brand's rich 275-year history of innovation, craftsmanship, and timeless design that continues to shape the future of living spaces. (Top right) A dynamic panel discussion featuring architects and developers delved into emerging design trends, the increasing focus on sustainability, and the harmonious balance between functionality and aesthetics in contemporary bathroom spaces.

VILLEROY & BOCH'S ASIA BRAND DAY TOUR
KASCHKASCH Discusses the Antao Collection

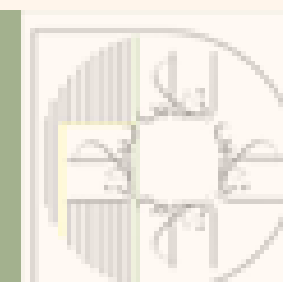
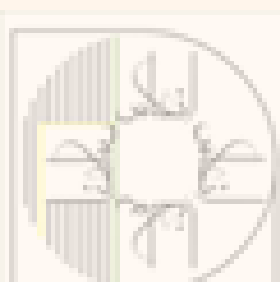
Villeroy & Boch
villeroy-boch.asia

The unveiling of the Antao Collection by KASCHKASCH took place on September 2024 at Christina's at Mondrian Duxton in Singapore, as part of Villeroy & Boch's Asia Brand Day Tour. The exclusive event gathered designers and developers from across the region for an insightful evening. Attendees were treated to a presentation from KASCHKASCH on their design inspiration, followed by a lively panel discussion on emerging design trends and sustainability in bathroom spaces. The event concluded with an exclusive tour of Villeroy & Boch's newly opened showroom, showcasing the Antao Collection's elegant fusion of natural shapes and modern materials

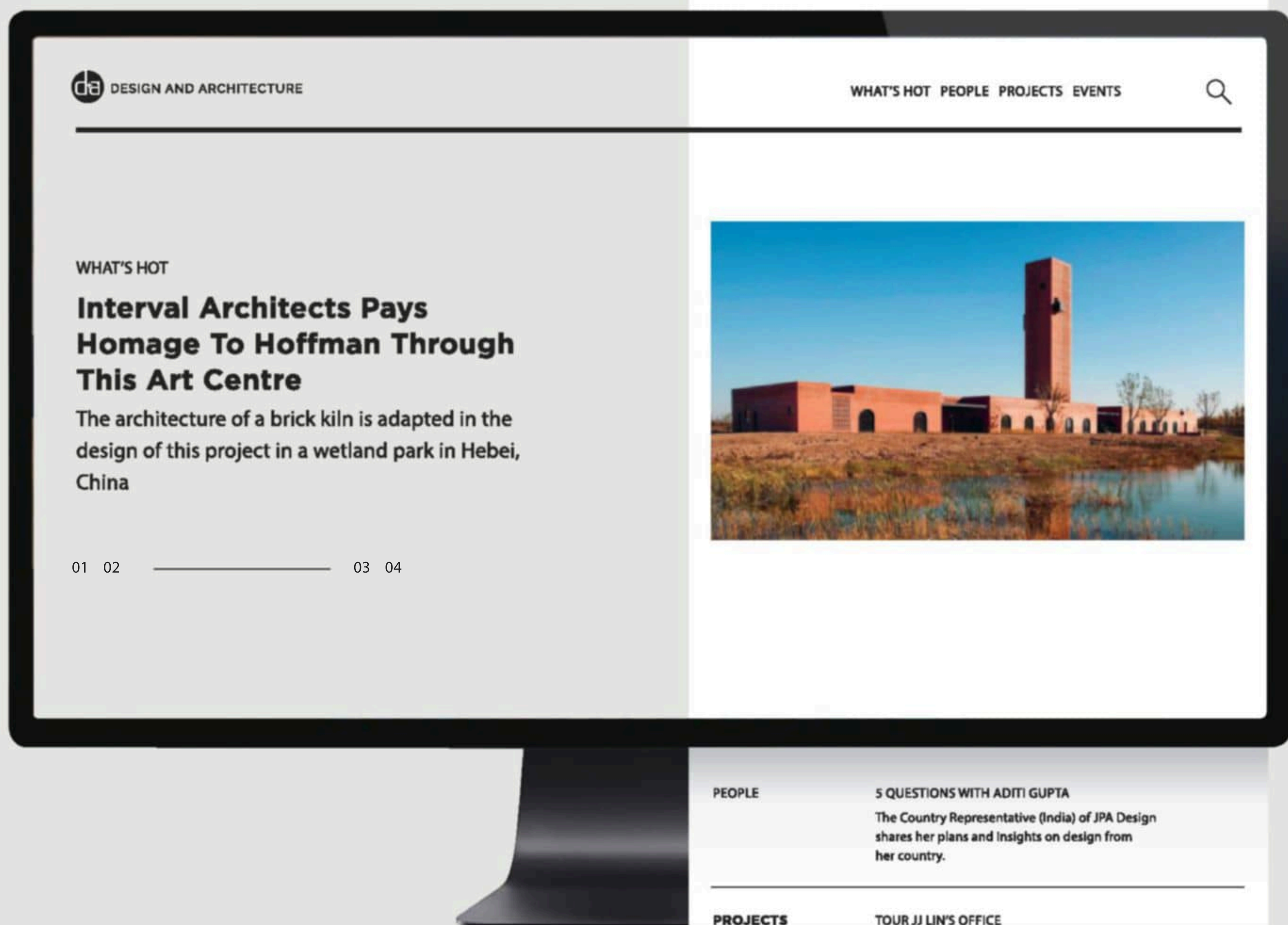
آموزشگاه انعکاس منبع جدیدترین اطلاعات ، مقالات و دوره‌های آموزشی دکوراسیون داخلی

 Enekas.Academy

 Enekas.Academy



CONNECT WITH ONLINE



VISIT OUR WEBSITE
AND FOLLOW US ON  AND 

STAY UPDATED ON THE
HOTTEST NEWS, DESIGNERS
AND PROJECTS IN ASIA.

WHAT'S HOT A EUROPEAN-STYLE BARN IN MALAYSIA

PEOPLE JEROME AUDAIS: JOIN THE DIGITAL FUTURE OR RISK BEING LEFT BEHIND

PROJECTS A THREE-STOREY SHOPHOUSE TAKES ON MULTIPLE FUNCTIONS

EVENTS d+a HOSTS ITS FIRST EVENT, DESIGN AFFAIR

WHAT'S HOT LIFTING THE CURTAIN ON THE BLUE NOTE JAZZ CLUB IN BEIJING

PEOPLE SHIGERU BAN DISCUSSES HIS DISASTER RELIEF PROJECTS

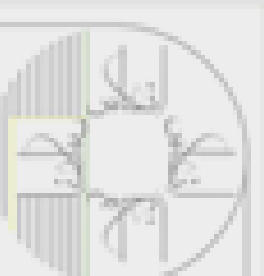
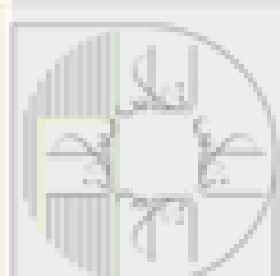
PROJECTS A BUNGALOW THAT RESEMBLES A SPACECRAFT

PEOPLE 5 QUESTIONS WITH ADITI GUPTA
The Country Representative (India) of JPA Design shares her plans and insights on design from her country.

PROJECTS TOUR JJ LIN'S OFFICE
JFJ Sanctuary is the headquarters and base for the artiste, songwriter and record producer

WHAT'S HOT IS ARCHITECTURE A WALKMAN IN THE AGE OF THE IPHONE?
The digital revolution is changing the world as we know it. How can Architecture keep up with the shift?

PROJECTS THIS HOUSE IS AS UNDULATING AS THE HILLS IT SITS AMONG
MJKanny Architect designs a weekend getaway that is bold and sustainable





507 Marbannova

A new chapter

Caesarstone adds 9 styles to its Porcelain Collection

As December draws near, anticipation builds among designers and homeowners for Caesarstone's upcoming launch, which sees the expansion of their acclaimed Porcelain Collection. This December, nine new additions—411 Concrita, 516 Locura, 544 Auralux, 542 Mosstone, 508 Isobellia, 543 Marenstone, 581 Lucillia, 550 Silvax, and 507 Marbannova—will debut, each bringing a unique flair that elevates modern design.

With this launch, Caesarstone also introduces two new finishes: **Silk and Stone**. The Silk finish offers a velvety, refined touch ideal for adding warmth and elegance to interior spaces, while the Stone finish brings a textured, earthy quality that enhances natural-inspired settings. These new additions bring the collection to a total of four unique finishes, allowing designers and homeowners to match surfaces precisely to their aesthetic goals. Additionally, four of the nine colours feature Caesarstone's innovative in-sync technology, adding depth and dynamic movement. Notably, 516 Locura will launch soon, with availability set for Q1 2025.



581 Lucillia


A journey through texture and tone

Continuing Caesarstone's reputation for merging artistry with innovation, these new styles are not just functional surfaces but stories crafted in stone. The collection showcases an array of tones and textures that cater to the diverse needs of contemporary spaces, whether in residential or commercial settings. From the subtle, raw appeal of 411 Concrita to the lustrous, mineral-inspired 581 Lucillia, each surface is designed to offer unparalleled beauty and practicality.





516 Locura



In-sync technology

Caesarstone’s in-sync technology brings a new level of seamless design, ensuring that each porcelain slab maintains visual harmony from body to surface and edge. By blending pure raw minerals of varying grain sizes, this technology creates a natural, uninterrupted flow across each surface, enhancing depth and detail in every slab. This innovation is particularly evident in four of the new colours—(pictured above from left) 542 Mosstone, 543 Marenstone, 544 Auralux, and 550 Silvax—delivering a fully immersive design experience that enriches both residential and commercial spaces with unmatched sophistication and continuity.

caesarstone.sg | [@Caesarstonesea](https://www.instagram.com/Caesarstonesea)



508 Isobellia



411 Concrita



Living artfully

Explore how Kave Home's Gala, Aiguablava, and Jondal collections bring together comfort, craftsmanship, and timeless style to transform any space into a haven of modern living.



When it comes to transforming spaces, Kave Home embodies the art of refined yet accessible design. Known for blending aesthetics with functionality, Kave Home's pieces are designed to create both a visual and sensory impact in any setting. Their collections showcase an array of thoughtfully designed furniture that appeals to the modern homeowner looking to curate a home that is both welcoming and stylish. With a keen focus on materials and craftsmanship, Kave Home's pieces are made to last while elevating the everyday experience of each room they grace. Here are 3 key collections of this season: the inviting Gala sofa for ultimate relaxation, the minimalist Aiguablava table for serene simplicity, and the versatile Jondal dining table, perfect for gatherings.





Jondal Extendable Table

The Jondal Extendable Table is designed with gatherings in mind, seamlessly combining elegance with the flexibility needed for modern living. Made from solid oak wood and oak veneer, the Jondal Table brings a sense of natural warmth to dining spaces. Its slanted legs and natural finish underscore a classic aesthetic that speaks to quality and careful design. The table's extendable feature, enabled by a smooth butterfly mechanism, allows it to expand effortlessly, accommodating up to 12 guests. This adaptability makes it a practical choice for those who love to host, whether for grand celebrations or intimate dinners. Additionally, Kave Home's commitment to sustainability is evident in the Jondal Table's FSC-certified wood, sourced responsibly.


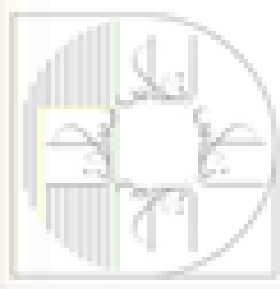


Aiguablava Collection

In the Aiguablava Collection, Kave Home channels the tranquility of minimalist and brutalist design to bring pieces that are both striking and resilient. By incorporating white cement, the tables in this collection bear an understated elegance, with clean, simple lines and smooth edges that evoke a calming sense of order and peace. Each table in the Aiguablava Collection is a unique creation, thanks to the raw texture of the cement, which adds an element of natural beauty to every piece.


Gala Collection


The Gala Collection takes comfort to a new level with its ample, inviting sofas, designed for relaxation. These sofas are not just furniture but a centerpiece for gatherings, embodying a blend of warmth and style that makes any living room feel more intimate. The Gala sofa's rounded lines and upholstered base with integrated armrests and backrests offer an enveloping sense of ease. Adding to its appeal is the antibacterial fabric, a testament to Kave Home's dedication to both comfort and functionality.





آموزشگاه انعکاس منبع جدیدترین اطلاعات، مقالات و دوره‌های آموزشی دکوراسیون داخلی





Across the ages

In this one-of-a-kind home, the tastes of three generations—Baby Boomer, millennial, and Gen Z—converge.

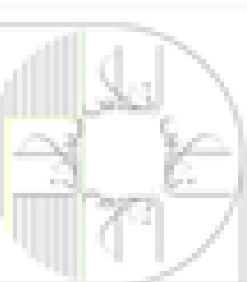
Like most homeowners, Horng Ann came prepared with a deck when searching for an interior designer. However, the 37-year-old creative director's vision was met with scepticism.

"Sharing that deck earned me my fair share of side eyes from most of the interior designers I met with," he says.

"Because my family includes my mom, who's in her 60s, and my younger sister, who's 25 years old, I didn't want my home to stick to just one interior style. We all have our own styles but I wanted to create a home that brings all of our personalities."



Designing a home for a couple is challenging enough, but balancing the preferences of three people from different generations adds another layer of complexity. However, Jax, an interior designer from Threehaus Works, was more than ready to embrace Horng Ann's eclectic vision.

Text JOYCE YANG Design THREEHAUS WORKS





آموزشگاه انعکاس منبع جدیدترین اطلاعات ، مقالات و دوره‌های آموزشی دکوراسیون داخلی





Space 5-room HDB flat
Homeowners A family of three
Reno period 4 months
Budget \$110K



"He really surprised me by not only understanding my vision but also enhancing it with his own ideas," Horng Ann says.

"For example, I had the idea of playing with chrome and reflective surfaces and Jax incorporated a sleek, futuristic touch into the more industrial elements of the home. This made certain areas pop in ways I didn't expect."

The synergy between Horng Ann and Jax is evident from the moment you step into the home. A metallic stool and breeze blocks, designed by Jax, separate the foyer from the communal areas, with the monochromatic entrance setting the tone for the maximalist living and dining spaces that follow.

"I've always been drawn to making different styles work together, and I love the idea of making items that might not traditionally go together feel like they belong. It's all about creating harmony in the unexpected," Horng Ann explains.

This design philosophy is reflected in the dining area, where a large Akari lamp illuminates a table flanked by mismatched chairs. The living room furniture is equally eclectic, though Horng Ann has a particular fondness for his Togo sofas.



"I had them customised through Son&Bear in different colours and materials, both in leather and suede to bring more texture to the space," he shares.





آموزشگاه انعکاس منبع جدیدترین اطلاعات ، مقالات و دوره‌های آموزشی دکوراسیون داخلی





“Another favourite is the glass geometric coffee table; I had it customised by a glass vendor in China. It’s from an Italian designer I discovered on Instagram and I instantly fell in love with it.”

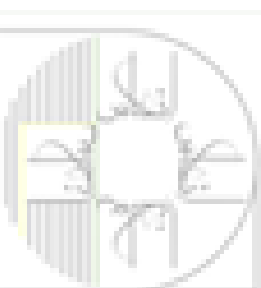
While fluted panels and lime wash feature walls may be popular, they don’t have a place in Horng Ann’s apartment. Instead, his collection of artwork, mirrors, and lamps are arranged at both ends of the living room, transforming the space into a personal gallery.

“To highlight Horng Ann’s personality and the colours of his collections, I kept built-in carpentry to a minimum in the living room and used strong yet neutral colours,” Jax explains. “On the other hand, darker spaces like the kitchen and yard are concentrated on one side of the apartment.”

The kitchen, outfitted in black wall paint, built-in cabinetry, and appliances, is a stark contrast to the living room. Natural light from the service yard complements the sleek KompacPlus countertop. The look takes a rugged turn in the common bathroom, which features cement screed walls and industrial-style fittings and lighting.


Horng Ann’s sister’s bedroom carries forward the dark theme, though it’s softened with more whimsical touches to match her personality. Like her brother, she’s a collector, as shown by her own gallery wall and custom shelves fitted into a recessed niche.


In contrast, their mom’s room is bright and airy, designed to be easy to maintain, as per her request. However, Horng Ann and Jax still managed to infuse style into the space.

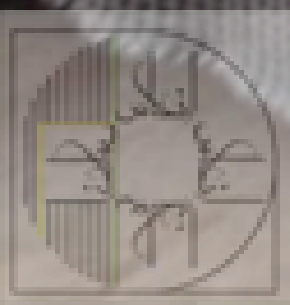






آموزشگاه انعکاس منبع جدیدترین اطلاعات ، مقالات و دوره‌های آموزشی دکوراسیون داخلی

 Enekas.Academy

 Enekas.Academy





"The window ledge in my mom's bedroom adds a cosy touch, creating a space that feels inviting and reminiscent of a cafe," Horng Ann adds.

Of all the rooms, Horng Ann's bedroom is perhaps the most anticipated. It extends the kitchen's austere aesthetic while incorporating both a study area and a walk-in wardrobe.

"My walk-in wardrobe always makes me feel like I'm stepping into a boutique, and I love the sense of organisation it brings to my space," he says.

Ultimately, the collaboration between Horng Ann and Jax successfully created personalised spaces for three very different individuals within a 5-room HDB flat. It's a logistical feat, but one that also creates a more versatile workspace.


"Even working from home becomes much more enjoyable, as I can choose where I feel inspired to work. Each corner has its own vibe, making it feel like I'm working in different spaces," he says.

More importantly, the project reinforces Horng Ann's belief that a shared space should reflect the unique identities of its occupants.

"As individuals, we're layered and multifaceted. So why shouldn't our spaces reflect that too?". 🌱



آموزشگاه انعکاس منبع جدیدترین اطلاعات، مقالات و دوره‌های آموزشی دکوراسیون داخلی





Petite Paris

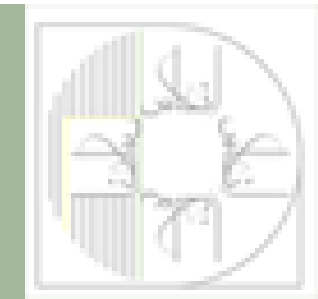
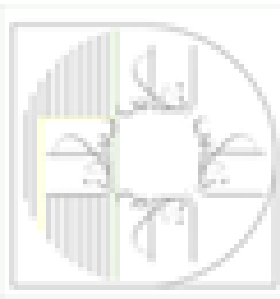

Channelling Parisian charm with a touch of Peranakan flair, this 4-room HDB flat looks like it belongs on the set of Emily in Paris.



Text JOYCE YANG Design LOFT.9 DESIGN STUDIO

After experimenting with the cool, minimalist vibes of Scandinavian design in her last place, Angie was ready for a change. This time, she wanted her new 4-room HDB flat to be a warm and cosy escape.

“I’ve always loved how French apartments are decorated, so when I bought this place, I wanted it to be done up like a little Parisian apartment with Peranakan influences,” Angie says.

Christine, her interior designer from Loft.9 Design Studio, proposed a modern French theme, with its subtle details and timeless charm. From sourcing unique materials to working around the resale flat’s exposed beams, executing it would be no small feat. But Christine was committed to the plot. Her goal was to have Angie “feel as though she’s vacationing in Paris at every turn and corner of her home.”





Space 4-room HDB flat
Homeowners Single homeowner
Reno period 2 months
Budget \$90K

Step one? Tear up the original layout to shreds. The previous setup, with its kitchen, storeroom, and three small bedrooms, just wasn't cutting it for Angie, who lives alone. So, Christine reimagined the space by opening up communal areas and adding fun new features like a foyer.

Walk through the door, and you're greeted by Peranakan tiles leading to a pair of double-leaf doors with a chic arched top, giving you access to the guest-cum-study room. It's not every day you see two doors facing each other, but somehow it works, lending the foyer a bit of old-world elegance.

"I'm most proud of the entrance of the apartment," Christine says, beaming. "Seeing how the foyer turned out, from 3D rendering to reality, makes me feel that my hard work has paid off."

A rattan lounge chair, which evokes a colonial feel, cleverly bridges the Peranakan vibe with the French flair of the living room, which is defined by light wooden floors. Christine expanded the living room to fit plenty of seating options, including a big, comfy sofa Angie picked out for its warm colour and cosy vibes.



"The entire stretch of wall behind the sofa is finished with simple wainscoting to keep the French theme clean and modern," Christine explains. "This detailing also allowed me to sneak in a hidden doorway to the master bedroom."




Although the dining and living rooms have been merged, they are separated by a beam—something that initially stood in Christine's way but turned out to be a win.





آموزشگاه انعکاس منبع جدیدترین اطلاعات ، مقالات و دوره‌های آموزشی دکوراسیون داخلی



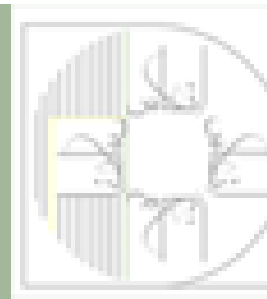


“This is where I entertain family and friends over meals, and where both our bodies and souls are fed,” Angie adds.

A large island allows Angie to entertain her guests while preparing food and serves as an informal dining space – a breakfast counter, if you will – on most days. It’s got plenty of storage space, even housing the washing machine, but the real showstopper is the marble countertop. Whether it’s catching the sunlight from the service yard or glowing under the pendant lamps, it exudes luxury.

“When you think of French interiors, wainscoting, brass accents, and marble instantly come to mind,” Christine says. “This marble worktop, combined with light wood elements in the kitchen, creates a striking contrast.”

This French vibe flows into the master bedroom, which draws one’s attention to the full-length mirror and a rich green headboard.





"The mirror brought the French feel into the room, and the green headboard makes it feel a lot cosier and more inviting," Angie explains.

The room itself is small and entertainment-free, designed to be "strictly a place of rest." The cherry on top is a walk-in wardrobe, which Angie sacrificed one of the bedrooms to make room for.

"It's a tiny corner, but it's more than enough for my clothes and vanity. It gives me the feel of a small French apartment," she says.



Christine opted for a sleek shaker-style wardrobe in white laminate to keep things airy, with the vanity tucked

into a corner to free up space in the master bathroom.

"Since Christine moved the sink outside, we were able to add a shower screen to keep the floor dry," Angie says. "And because the master bathroom is pretty small, she used a bi-fold glass door to maximise space."

Angie's apartment, with its clever layout and subtle French elegance, shows just how much potential a 4-room HDB flat can have. Apparently, the transformation has even inspired her friends to rethink getting a condo.

"I have friends joking about buying my flat," Angie laughs. "I know they're kidding, but I take it as a compliment!" 📸





آموزشگاه انعکاس منبع جدیدترین اطلاعات ، مقالات و دوره‌های آموزشی دکوراسیون داخلی





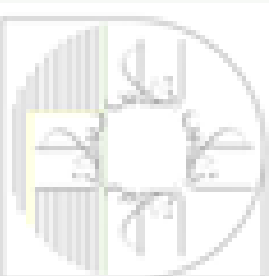
Minimalist marvel

Thoughtfully designed by Ray Seah and Kate Sitchon, the space combines sleek aesthetics with practical solutions, offering the perfect balance of style and comfort.

Text LEYNA POH Design OVON D

When interior designers Ray Seah and Kate Sitchon of Ovon Design first stepped into this 5-room resale HDB, they immediately recognized its potential. With ample natural light streaming through large windows and a long walkway waiting to be transformed, the canvas for this home renovation was promising. Their brief from the homeowners was clear: achieve a minimalist, all-white interior that maximises light and space while incorporating the homeowners' love for collecting. The result? A harmonious blend of clean lines, understated elegance, and functional design solutions.

From the outset, Ray and Kate focused on enhancing the natural light, allowing it to flood every corner of the home. "The homeowners were very clear about wanting a minimalist approach," Ray shares. "We worked with a restrained colour palette—primarily white—paired with wood elements to create warmth and texture." The result is a light, airy atmosphere, where every detail has been carefully considered.





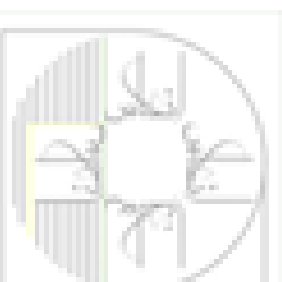
Space 5-Room Resale HDB
Reno period 4 months
Budget \$170K


The living room exemplifies this vision. A plush, low-profile dark sofa provides contrast to the otherwise bright space. Above it, a geometric art piece adds a splash of colour and artistic intrigue, without overwhelming the minimalist aesthetic. A sleek white coffee table and wall-mounted TV unit maintain the room's uncluttered feel, while a single potted plant introduces a touch of nature.

One of the homeowners' passions is collecting toys, and this hobby was thoughtfully integrated into the home's design. The study room features a custom-built display along one wall, allowing the homeowners to showcase their collectibles

while maintaining a clean look. "We wanted to design a space where the homeowners could fully enjoy their collection without it taking over the room," Kate explains. The display is backlit, casting a warm glow that highlights the items while complementing the room's overall aesthetic.

In addition to its function as a display room, the study space is a multi-functional area. With a treadmill tucked neatly along one wall and a work desk positioned by the window, the room is designed for both productivity and relaxation. The designers also cleverly incorporated a Murphy bed, allowing the room to transform into a guest bedroom when needed. This seamless integration of various functions without compromising on design is one of the home's standout features.





One of the key challenges Ray and Kate faced was the structural column between the living and kitchen areas. "It was an awkward placement, and since it was unhackable, we had to get creative," Ray explains. Their solution was to transform the column into a feature by wrapping it with laminate and turning it into a light fixture. Additionally, they designed a dining table with an extendable flap that can be tucked against the column when not in use and pulled out to seat up to 12 people during gatherings.

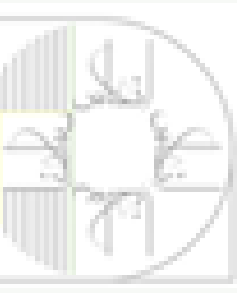
This ingenuity extends to the open-concept kitchen and dining area. With sleek, handle-less cabinets, a large island that serves as both a prep area and dining table, and a thoughtful use of lighting, the space feels expansive and welcoming. A hidden pantry door blends seamlessly into the cabinetry, preserving the minimalist look while providing ample storage space.

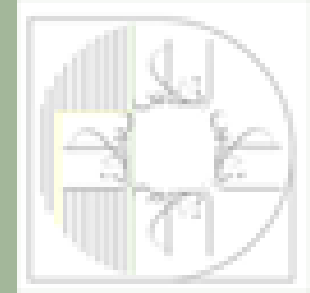
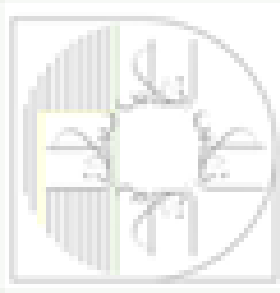








The transitions between spaces in this home are designed to feel effortless. Glass sliding doors separate the study from the main living area, offering flexibility in how the space is used. When opened, the doors create a flow from the living room to the study, making the home feel even more expansive. When closed, they provide privacy and quiet for work or rest.


The master bedroom continues the theme of simplicity and tranquillity. A king-sized bed sits on a raised platform, with an LED light strip casting a soft glow around the base. "This space was designed to be a sanctuary," Kate says. "We wanted the bedroom to feel like a retreat, a place where the homeowners could unwind completely."









آموزشگاه انعکاس منبع جدیدترین اطلاعات ، مقالات و دوره‌های آموزشی دکوراسیون داخلی





Practicality was a key consideration throughout the design process. The all-white palette, while stunning, required careful planning to ensure it would remain easy to maintain. "We selected materials that are not only visually appealing but also durable and easy to clean," Ray explains. The large-format wood tiles used throughout the home add warmth and texture, while their slightly larger size reduces grout lines, making maintenance simpler.

The kitchen, in particular, reflects this balance of form and

function. The countertops feature black side profiles, adding a subtle accent to the all-white surfaces. With top-quality appliances and carefully planned storage solutions, the space is as functional as it is beautiful.

"The goal was to create a home that felt open, serene, and welcoming," Ray reflects. "We wanted the homeowners to feel like they could truly live in the space, and we think we achieved that." 🌿


آموزشگاه انعکاس منبع جدیدترین اطلاعات و مقالات در مورد آموزش دکوراسیون داخلی Explore more of their interior design work on @ovon_design





آموزشگاه انعکاس منبع جدیدترین اطلاعات ، مقالات و دوره‌های آموزشی دکوراسیون داخلی





Branching out

With a tree at its centre and a mix of global influences across the ages, this home feels more like a living art gallery than a typical apartment.

Text JOYCE YANG Design RESISTANCE

“Go big or go home” was Verena and her husband’s mantra when they tackled this project. As both the homeowner and an interior designer from Resistance, she took that idea to heart—so much so that she did something few HDB homeowners would even dream of: planting a tree right in the middle of her apartment.


“I was blessed to grow up in a landed home where I was surrounded by fauna, greenery, and lots of sun. When I was stressed, I’d go out to the car porch and garden and zone out,” Verena shares.

“Now that I’m no longer living with my parents, this feature helps me to reminisce about my childhood and relax.”

Her husband was fully on board with this idea. It makes sense, given that the couple identifies as a “loud and nonsensical” duo who cares little for convention. Their matrimonial home—a 5-room HDB flat—eventually became an experimental playground combining Peranakan, Balinese, and European styles.




آموزشگاه انعکاس منبع جدیدترین اطلاعات ، مقالات و دوره‌های آموزشی دکوراسیون داخلی





Space 5-room HDB flat
Reno period 4 months
Budget \$170K
Homeowners A couple in their 30s



“A non-negotiable of ours was colours. Bright, loud, and eye-catching colours,” Verena says, adding that their wardrobe has few black, white and grey fabrics.

“We’re most proud of how the colours and materials have all come together. Such bold colours and materials, if matched wrongly, could turn the whole house awry and hideous.”

The boldness of Verena’s vision hits you before you even step inside. Inspired by 1960s Hong Kong public housing, she designed and custom-built their main gate from scratch. This sense of nostalgia carries into the foyer, with its floral tiles and glass blocks offering both privacy and light.

“I used a bright turquoise colour to electrify the space, and created a glass cutout that offers a glimpse of the kitchen from the foyer. I thought it would be a heartwarming way to greet my family when they return while I’m cooking.”

If the foyer doesn’t make you pause, the kitchen surely will. Drawing inspiration from old European homes, Verena went all-in with bright yellow laminate and iridescent tiles made in Japan—originally designed to protect buildings from earthquakes, which makes them even more special in her eyes. These small squares have also made their way into the bathroom, featuring forest hues and a hand-painted sink – the first of many statement pieces, with more awaiting in the dining room.



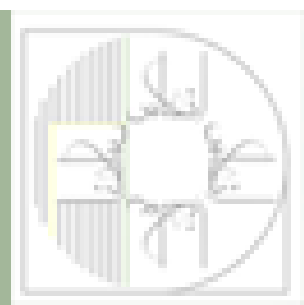


"The wall paintings bring in so much colour and stories, and some of them are actually 3D. The Wrigley's chewing gum piece is actually an enlarged wrapper, and the Chanel piece is by an artist known for making pop-out pieces using empty shotgun casings," Verena explains.

"But the Gucci chair is definitely the highlight. We got it while on honeymoon in Italy and it took five months to ship. We've never seen this in Singapore and it can't be purchased even from the Gucci store, so this is one of our prized possessions."

Against this backdrop, the couple frequently entertain guests around a custom timbre table. A sideboard made from vegetable-dyed bamboo and outdoor bamboo blinds evokes a slice of Bali, perfect for the couple's laid-back dinner parties.

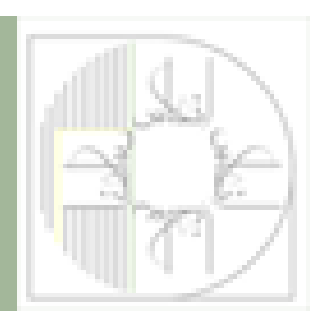
This natural vibe carries through to the living room, which feels expansive thanks to large-format floor tiles and lime-washed walls and ceilings. The planter, strategically located here, mimics the airwells commonly found in traditional courtyard shophouses and brightens the darkest spot of the home.





آموزشگاه انعکاس منبع جدیدترین اطلاعات ، مقالات و دوره‌های آموزشی دکوراسیون داخلی







The airwell doesn't just bring life into the living room—it also separates the space from the study, where the couple works from home. Patterned floor tiles lead the way to the balcony, a multifunctional space that serves as a home gym and a gardening nook.

"If the home gym was in a bedroom, it's out of sight and out of mind. We may end up not gyming and becoming couch potatoes," she quips.

As the balcony offers perfect ventilation and a stunning view, it became an ideal spot for hosting family and friends at grill-outs. Here, they've ditched the window frames and opted for panoramic views of the surrounding greenery—turning nature into their living artwork.

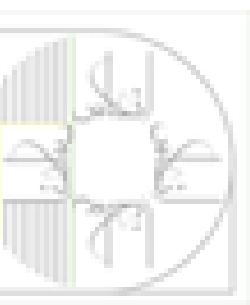
Venturing deeper into the apartment, the atmosphere transitions from striking to serene.


Nowhere is this more evident than in the bedroom, where calming wooden tones replace the bright colours. The built-in wardrobe, adorned with rattan, fits perfectly into the Balinese theme while allowing for proper ventilation. But even here, Verena's design flair shines through.

"I wanted to take a more daring approach to the wardrobe's details, so I varied the depths, protrusions, and directions of the wood grain," she notes, pointing out that no one would find a similar design elsewhere.

Intricate details like these, paired with bold choices like the airwell and the balcony-bedroom connection, make this apartment truly one of a kind.

"When guests visit, they say, wow, your home is very different. It's like a museum, with every piece bearing a story." 🇮🇩







Old meets bold

Tim and Nicole were so enamoured with their Tiong Bahru rental that they bought it, preserving its mid-century charm while personalising the pre-war unit.

Text JOYCE YANG Design SHED STUDIO

For the last decade, Tim has shuffled from one rental apartment to another. But this SIT (Singapore Improvement Trust) flat in Tiong Bahru made him feel so at home, he jumped at the opportunity to buy it from his landlord.

"It was nice for him to call one permanent house a home after living a nomadic lifestyle for almost 10 years," says Nicole. "Having lived in the home for 5 years, Tim had enough time to experience all the little details of the house and understand our shared preferences."

This wisdom culminated in a 35-page deck—an occupational hazard, given that they both work in advertising and communications. The brief contained information about the history of their home, a pre-war walk-up located along Yong Siak Street. When working with this typology, there's an unspoken rule to retain as much of its heritage as possible. In fact, as an homage to the neighbourhood, the couple even commissioned a piece of art silk screened onto a coffee bean jute bag, featuring Mr Tan Yong Siak himself.





Space Walk-up apartment
Reno period 3 months
Budget \$130K
Homeowners A couple

Striking a balance between the old and new, however, was no easy feat, noted Sheena, their interior designer from Shed Studio.

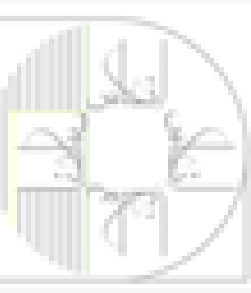
“The design should not only reflect their personalities and preferences, and accommodate their random collections over the years, but also retain certain elements of the old house to keep part of its history intact while being relevant to the neighbourhood,” Sheena said.

Aptly, the theme emerged as “a mix of eclectic, mid-century, with a little bit of old-school nostalgia.”

Entering the home, you’re greeted by one of the main colours used throughout the apartment—pink. While one wouldn’t normally associate this colour with a mid-century apartment, Sheena shared that it was intended to enliven an otherwise bland transition area and leave a lasting impression.

These pops of colour reappear in the dry kitchen and dining area, particularly through a green window.

“The green window was originally an old white/red fixed panel that was sealed off. We unveiled it and chose a green textured glass that was popular in the 60s and 70s, fitting the apartment’s period,” Sheena says.





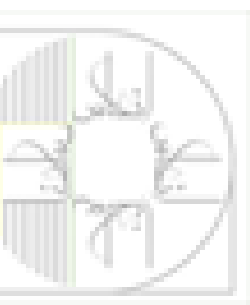
Beyond aesthetics, the dry kitchen epitomises flexibility. It allows the homeowners to grab a drink without having to walk to the wet kitchen at the back of the house and features a movable island and dining area that can be stowed away when not in use. A Vitra Petite Potence lamp swivels to light up either the worktop or dining area.


The wet kitchen, on the other hand, boasts a Bertazzoni free-standing cooker and oven, paired with a matching steel-cladded backsplash and countertop. The back door, once aluminium with mesh, was replaced with a timber one with glass to match the other doors in the apartment and let in more light.

While at that, the trio also removed a storeroom once located by the balcony. This brightened the communal areas and made space for the homeowners to display their favourite items, including a small collection of lamps and lights.

"We love all our lamps and lights, but if we had to choose one favourite child, it would be our green & Tradition Flowerpot VP7 pendant in the living room. Tim also loves the United Strangers armchair he got from Journey East," Nicole quips.

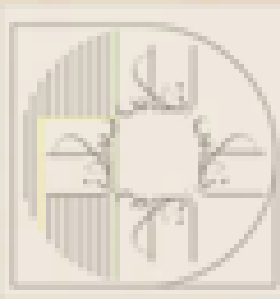
A brick wall backdrop adds to the cosy ambiance, another original feature Sheena was committed to preserving.





آموزشگاه انعکاس منبع جدیدترین اطلاعات ، مقالات و دوره‌های آموزشی دکوراسیون داخلی







“We made extra effort to run new wiring and sockets along this wall using conduit pipes with metallic sockets to maintain its raw aesthetic,” she explains.

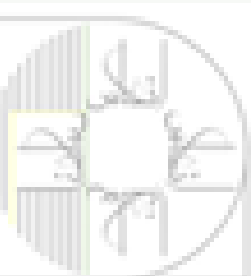
The sliding doors with circular cutouts, reminiscent of the iconic Tiong Bahru stairwells, separate the living room from the balcony, which has been transformed into a home gym and office.

“The floor tiles have a slight pink and green colour and shade variation, which aligns with the overall colour theme and nods to a time when mosaics were widely used in construction.” This colour combination continues into the master bathroom with subway tiles

and a coloured ceiling. In the bedroom, a headboard inspired by Alvar Aalto’s Maison Louis Carré serves as a subtle feature wall, allowing the mid-century furniture and soft furnishings to take centre stage.

“Our bedroom has a really sleepy vibe, and we love it for that. Sheena also recommended a Louis Poulsen lamp that dims down beautifully, making things even cosier,” says Nicole, adding that coming home is always a relief for the homebodies they are.


“We’re both introverts and have limited social batteries, so coming home to our own space feels like the day is finally done, and we can be horizontal and spend time annoying each other instead.” 🏠





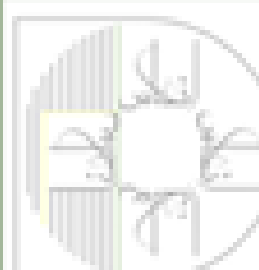
آموزشگاه انعکاس منبع جدیدترین اطلاعات ، مقالات و دوره‌های آموزشی دکوراسیون داخلی





Personal moments and timeless design

In a cosy flat filled with curated art and travel mementos, Amirul and Clarice's home tells a story of love, inspiration, and evolving tastes. From mid-century elements to modular classics, the couple shares how they shaped a space that reflects their journeys—and how it's still growing with them.





آموزشگاه انعکاس منبع جدیدترین اطلاعات ، مقالات و دوره‌های آموزشی دکوراسیون داخلی



Enekas.Academy



Enekas Academy



Tell us about yourself.

We're a couple of full-time professionals working in the advertising and e-commerce industries. We've been living in this home for close to two years now.

Could you walk us through your process of choosing the decor for your home? Choosing decor—like the prints, art, and ceramics—has been a very organic process. We love collecting unique items from our travels, often stopping by homeware stores overseas. Bringing back mementos that remind us of the countries we've visited makes the decor even more meaningful.

Are there any particular cultures or eras that influence your interior design?


Our home incorporates mid-century modern elements, balanced by materials like chrome and black metal finishes, which make the design feel contemporary. We appreciate modular design, like our USM console—an icon of its era with a timeless aesthetic that has kept it popular since the 1960s. Rather than subscribing to one style, we let our hearts guide us and encourage others to do the same.

Which area of your home do you love the most and why?

We definitely spend the most time in our living room, watching our favourite shows or listening to vinyl records. This space brings us peace after a long day. The prints around the living room brighten up the otherwise minimal decor, and the flexible layout allows for easy updates if we ever want to change things around.

Can you briefly walk us through some of the criterias when you're looking for a home and what made you decide for this space eventually?

This is a Sale of Balance (SBF) flat, and we feel lucky to have been selected. We love the location and convenience it offers. Both of us went to schools nearby, so moving here felt like a return to familiar ground. The mix of eclectic modern cafes and traditional shophouses in Katong provides a blend of old and new that we hope stays true to the area's spirit.





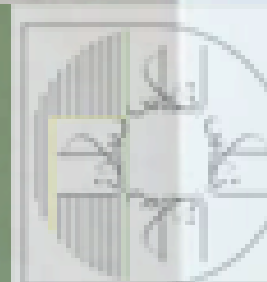
آموزشگاه انعکاس منبع جدیدترین اطلاعات ، مقالات و دوره‌های آموزشی دکوراسیون داخلی




Enekas.Academy



Enekas.Academy





Can you describe your process for selecting art pieces for your walls?

We didn't stick to a consistent theme when choosing artwork but instead let our hearts lead the way. Our collection spans graphic designs, typography, and modern art, giving our walls a diverse look. Discovering pieces is part of the fun—like the "People" artwork by the TV, which we first saw at a favourite café, or the large graphic doodle by the door, a find from our honeymoon in Venice.

Are there any challenges that you face while designing or decorating the home?

It was a challenge to maintain our home's identity while being influenced by various styles on social media. We saw many designs we liked, but it was important to carefully

select pieces that felt true to our vision for the space.

Is there an item in your home with a special story behind it that you could share with us?

One recent favorite is an underdrawing by our sibling. The brushstrokes and colors evoke a serene woodland scene that brings us peace. We were surprised to learn it was an unfinished work, but we saw the beauty in it. It reminds us that there's beauty in the process of building and decorating a home, and that it all takes time.

Do you have tips for finding unique pieces for the home?

We believe every object tells a story, even if it's widely owned. For example, while many

homes may have the same console as ours, its configuration and the objects on it reflect who we are. Unique pieces are often discovered rather than actively sought—explore shops off the beaten path, those hidden gems you'd never find on Google. These places hold the best stories.

Do you have upcoming projects or changes planned for your home?

Plenty! We're planning to replace our sofa, add a shelf in the walk-in wardrobe, and find an art piece to hang above the bed. Down the road, we're open to re-renovating or redesigning entirely—it'll be interesting to see how our tastes evolve over time!

Follow their story on Instagram
@wumahdakota

Transform your laundry routine

Designed for the demands of modern urban living, Samsung's Bespoke AI Laundry Combo redefines convenience by combining washing and drying in a single, space-saving unit.



Images SAMSUNG

In Singapore's compact living spaces, every inch matters. **The Samsung Bespoke AI Laundry Combo** is designed to meet these needs by combining advanced technology with a sleek, space-saving design, making it the perfect all-in-one solution for laundry needs.

At the Samsung Southeast Asia Bespoke AI Laundry Combo Tech Forum 2024 in Bangkok, we got a first-hand look at this innovative appliance. Experts like Daren Tay, VP & Regional Head of Digital Appliances, shared insights into how the combo unit is set to transform home living. Here are the top features that make it ideal for Singaporean households:

Space-saving design

The Bespoke AI Combo integrates both washer and dryer functions into a single unit, ideal

for smaller HDB and condo spaces. Despite its compact design, it has a large 25kg washing and 15kg drying capacity, allowing families to handle bigger loads with ease.

AI-Powered efficiency

With AI-driven wash and dry cycles, the appliance adjusts settings based on fabric type, load size, and soil levels. It even learns user preferences over time, ensuring clothes are handled with care and extending their lifespan.

Energy efficiency

The Heatpump Technology dries clothes at lower temperatures, reducing energy consumption. Samsung's AI Energy Mode saves up to 60% on washing and 30% on drying energy, helping families lower their electricity bills and carbon footprint.

Smart home integration

Compatible with Samsung's SmartThings app, users can monitor and control laundry remotely, receive cycle notifications, and track energy usage, making laundry management effortless.

User-Friendly Design

The appliance features a large, intuitive 7-inch LCD panel for easy navigation.

The accessible front-load design ensures that every family member can operate it with ease.



[Samsung.com/sg](https://www.samsung.com/sg)

Introducing Our Enhanced Package

Don't throw away your BTO basins

Did you know?
You can
repurpose
your BTO basin
when you
pair it
with our
vanity



Not only
does it
reduce waste,
but it also
saves your
money



WhatsApp us at 8222 2978 for any queries

loft. design studio nine

RESIDENTIAL | COMMERCIAL

curating stories,
creating homes.

OUR SERVICE:

- **Interior design consultation:** Personalized advice to perfect your space
- **Whole house customization:** Tailored designs for your entire home
- **Interior styling:** Elegant touches to enhance every room
- **Project management:** Smooth, efficient execution of your vision
- **Renovation construction:** Expert craftsmanship for your remodeling needs.

ENQUIRE : HELLO@LOFT9DESIGNSTUDIO.COM

SHOWROOM : 286 EAST COAST ROAD SINGAPORE 428948
806 NORTH BRIDGE ROAD SINGAPORE 198774

 @loft.9studio

 @loft.9designstudio

 LOFT.9 Design Studio 九阁设计

 WWW.LOFT9DESIGNSTUDIO.COM

آموزشگاه انعکاس منبع جدیدترین اطلاعات ، مقالات و دوره‌های آموزشی دکوراسیون داخلی

 Enekas.Academy

 Enekas.Academy